

English 3



Pupil's Book 1



CD-ROM inside

ABC

Aa



Bb




Cc



Dd



Ee



Ff



Gg



Hh



Ii



Jj



Kk



Ll



Mm



Nn



Oo



Pp



Qq



Rr



Ss



Tt



Uu



Vv



Ww



Xx



Yy



Zz



Англійская мова

Вучэбны дапаможнік для 3 класа
ўстаноў агульнай сярэдняй адукацыі
з беларускай мовай навучання

З электронным дадаткам

У 2 частках
Частка 1

*Данушчана Міністэрствам адукацыі
Рэспублікі Беларусь*











МІНСК
«ВЫШЭЙШАЯ ШКОЛА»
2018

Правообладатель Вышэйшая школа

УДК 811.111(075.2=161.1)
ББК 81.2Англ-922
А64

Аўтары: *Л.М. Лапіцкая, А.І. Калішэвіч, Т.Ю. Сеўрукова, Н.М. Седунова*

Рэцэнзент: настаўнік англійскай мовы вышэйшай кваліфікацыйнай катэгорыі дзяржаўнай установы адукацыі «Гімназія № 30 г. Мінска імя Героя Савецкага Саюза Б.С. Акрэсціна» *І.В. Мяснікова*

- | | |
|--|--|
|  Аўдыёзапіс |  Гульня |
|  Пісьмовае заданне |  Сакрэт літар |
|  Слоўнік у малюнках |  Праект |
|  Граматычны сакрэт | |
|  Электронны адукацыйны рэсурс e-vedu.edu.by | |

Англійская мова : вучэб. дапам. для 3-га кл. устаноў агул. А64 сярэд. адукацыі з бел. мовай навучання : з электронным дадаткам. У 2 ч. Ч. 1 / Л. М. Лапіцкая [і інш.]. – Мінск : Вышэйшая школа, 2018. – 143 с. : іл. + 1 электрон. апт. дыск (CD).
ISBN 978-985-06-2985-2.

УДК 811.111(075.2=161.1)
ББК 81.2Англ-922

ISBN 978-985-06-2985-2 (ч. 1)
ISBN 978-985-06-2984-5

© Афармленне. УП «Выдавецтва
“Вышэйшая школа”», 2018

Правообладатель Вышэйшая школа

Contents

UNIT 1. About me.	4
UNIT 2. My family.	29
UNIT 3. People around me.	66
UNIT 4. Our pets.	100
Vocabulary	132
Instructions	142

UNIT 1. About me.

Lesson 1. I'm Liz.

1. 🎧 Listen and point. Паслухай і пакажы.



2a. Name the characters. Назаві герояў.



Liz



Mike



Mrs Read



Mr Compю

2b. 🎧 Listen and guess. Who is speaking? Паслухай і адгадай. Хто гаворыць?

3. 🎧 Sing the song. Праспявай песню.

Hello! I'm Liz. Hello! I'm Liz.
Hello, hello, Liz! Hello! Hello!



4. Say "Goodbye" to the characters. Скажы героям «Да пабачэння».

Lesson 2. What's your name?

1. Name the characters. Назаві герояў.



Lucky



Susie



Rose



Peter

2a. 🎧 Listen, look and answer. What does the teacher say? Паслухай, паглядзі і адкажы. Што гаворыць настаўніца?



2b. 🎧 Listen and point to the pictures. Паслухай і пакажы малюнкi.

2c. Act out. Разыграйце па ролях.

3. Ask your classmate's name. Спытайся ў адна-класніка, як яго імя.

Model. A: What's your name?

B: I'm Lena.

4a. 🎧 Listen and point to the letters. Паслухай і пакажы літары.


4b. Say after the teacher. Паўтары за настаўнікам.


4c. 🎧 Sing the song. Праспявай песню.

Aa, Bb, Cc, Dd, Ee, Ff, Gg,
Hh, Ii, Jj, Kk, Ll, Mm, Nn, Oo, Pp,
Qq, Rr, Ss, Tt, Uu, Vv, Ww,
Xx, Yy, Zz.
Read and sing the alphabet.

Lesson 3. How are you?

1a. 🎧 Listen, look and answer. How's Mike? Паслухай, паглядзі і адкажы. Як справы ў Майка?





1b.  Listen and point. Паслухай і пакажы.

1c. Act out. Разыграйце па ролях.

2. Ask your classmate. How are you? Спытайся ў аднакласніка. Як справы?

Model. A: How are you, Lena?

B: I'm fine, thanks.

3. Count. Палічы.

1

one

2

two

3


three

4

four

5

five

4.  Do the sums. Speak English. Рашы прыклады. Гавары па-англійску.

Model. **1 + 1 = 2** One and one is two.

$1 + 1 =$	$2 + 2 =$	$1 + 4 =$
$1 + 2 =$	$3 + 1 =$	$3 + 2 =$
$2 + 3 =$	$1 + 1 + 1 =$	$2 + 2 + 1 =$

5a. 🎧 Sing the alphabet. Праспявай алфавіт.

5b. Name vowel and then consonant letters together with the teacher. Назавіце галосныя, а потым зычныя літары разам з настаўнікам.

Lesson 4. How old are you?

1. Count. Палічы.

6

six

7

seven

8

eight

9

nine

10

ten

2a. 🎧 Listen, look and answer. Whose birthday is it? Паслухай, паглядзі і адкажы. Чый дзень нараджэння?










2b. Act out. Разыграйте на ролях.

3. Ask your classmate. How old are you? Спитайся ў аднакласніка. Колькі табе гадоў?


Model. A: How old are you, Lena?

B: I'm nine.

4. 🎮 Say the “Letters and sounds” chant. Раскажы рыфмоўку «Літары і гукі».

Aa		Bb		Cc	
					
a corn	a pple	b us	c inema	c at	

5a. Name the letters in alphabetical order (р. 7). Назаві літары ў алфавітным парадку (с. 7).

5b.  Listen and name the letter sounds (read the letters). Паслухай і назаві гукі, якія гэтыя літары перадаюць (прачытай літары).

Aa, Bb, Cc, Dd, Ff, Jj, Kk, Ll, Mm, Nn, Pp, Ss, Tt, Vv, Xx, Zz.

6.  Write the letters. Прапішы літары.

A a B b C c

Lesson 5. What's your phone number?

1a. Look and say the phone numbers. Паглядзі і назаві нумары тэлефонаў.

1

368 207



2

946 285



3

724 951





1b.  Listen and guess. Whose phone number?
Паслухай і ўгадай. Чый нумар тэлефона?

1c. Play “A guessing game”. Пагуляй у гульню «Адгадай».

Model. A: What’s your phone number?

B: 1-2-3-7-0-8.

A: Number 4.

B: Yes.

2. Ask your classmate’s phone number. Спытайся ў аднакласніка пра нумар тэлефона.

Model. A: What’s your phone number, Lena?

B: 2-6-5-6-8-3-7.

3. Learn your classmates’ phone numbers. Write them down. Даведайся пра нумары тэлефонаў аднакласнікаў. Запішы іх.





Model. A: What’s your phone number, Lena?

B: 2-6-5-6-8-3-7.


A: What's your phone number, Oleg?
C: 3-4-0-9-9-0-5.



4.  Say the “Letters and sounds” chant. Раскажи рыфмоўку «Літары і гукі».

<p>Dd</p>  <p>dog</p>	<p>Ee</p>   <p>Egypt elephant</p>	<p>Ff</p>  <p>frog</p>
---	--	---

5a. Name the letters in alphabetical order (p. 7). Назаві літары ў алфавітным парадку (с. 7).

5b.  Listen and name the letter sounds (read the letters). Паслухай і назаві гукі, якія гэтыя літары перадаюць (прачытай літары).

Aa, Bb, Cc, Dd, Ee, Ff, Jj, Kk, Ll, Mm, Nn, Pp, Ss, Tt, Vv, Xx, Zz.

6.  Write the letters. Прапішы літары.

D d E e F f

Lesson 6. What colour?

1a.  Listen and point to the colours. Паслухай і пакажы колеры.



red



yellow



blue



green



black



white



brown

1b. Point and name the colours. Пакажы і назаві колеры.

2.  Point to the colours (ex. 1a) and sing the song. Паказвай колеры (практ. 1a) і спявай песню.

Red and yellow,
Blue and green,
Blue and green,
Blue and green.

Red and yellow,
Blue and green,
Black and white and brown.



3. Play “A guessing game”. Пагуляйце ў гульню «Адгадай».

Model. A: Yellow?

B: No.

A: Red?






B: Yes.

4. Look and answer. What colour are they? Пагля-
дзі і адкажы. Якога яны колеру?

Model. Lucky is brown.



5. 🎵 Say the “Letters and sounds” chant. Раска-
жы рыфмоўку «Літары і гукі».

Gg  giraffe	 girl	Hh  horse	li  ice cream	 igloo
---	---	---	---	---

6a. Name the letters in alphabetical order (p. 7). Назаві літары ў алфавітным парадку (с. 7).

6b.  Listen and name the letter sounds (read the letters). Паслухай і назаві гукі, якія гэтыя літары перадаюць (прачытай літары).

Aa, Bb, Cc, Dd, Ee, Ff, Gg, Hh, Ii, Jj, Kk, Ll, Mm, Nn, Pp, Ss, Tt, Vv, Xx, Zz.

7.  Write the letters. Прапішы літары.

Gg Hh Ii

Lesson 7. Red and yellow is orange.

1a.  Listen and point to the colours. Паслухай і пакажы колеры.



orange



purple



pink



grey

1b. Point and name the colours. Пакажы і назаві колеры.

2. 🎧 Point to the colours (ex. 1a) and sing the song. Показвай колеры (практ. 1a) і спявай песню.

Orange, purple,
Pink and grey,
Pink and grey,
Pink and grey.

Orange, purple,
Pink and grey,
Black and white and brown.



3a. 🎧 Listen, look and answer. What colour is Susie? Паслухай, паглядзі і адкажы. Якога колеру Сьюзі?


1 Yellow and red is orange. Blue and red is purple. Good.

White and red is pink. Yes. Good!



2 Blue and yellow is green. Yes...
Black and white is grey. Good.





3b.  Listen and point to the pictures. Паслухай і пакажы малюнкi.

3c. Play “A memory game”. Пагуляй у гульню «Ты памятаеш?».

Model. A: Blue and yellow.
B: Green.

4a.  Listen and point to the colours. Паслухай і пакажы колеры.



Make the colour green.
Make the colour green.
Blue and yellow,
blue and yellow.
Make the colour **green**.

Make the colour pink.
Make the colour pink.
Red and white,
red and white.
Make the colour **pink**.



③



Make the colour grey.
Make the colour grey.
Black and white,
black and white.
Make the colour **grey**.

Make the colour orange.
Make the colour orange.
Red and yellow,
red and yellow.
Make the colour **orange**.



(Elizabeth Scofield)

4b. Say the chant. Раскажи рыфмоўку.

4c. Look and say. Паглядзі і скажы.

Model. Blue and yellow is green.

5a.  Write the letters from Aa to li. Напішы літары ад Aa да li.

5b. Name and read the letters. Назаві і прачытай гэтыя літары.

Lesson 8. I can sing a rainbow.

1a.  Listen, look and compare the rainbows in the sky and in the animals' picture. Паслухай, паглядзі і параўнай вясёлкі ў небе і на малюнку жывёл.

Suisie: Look! A rainbow! Nice!

Mr Compy: Red.

Susie: Orange.

Mr Compy: Yellow.

Susie: Green.

Mr Compy: Blue.

Susie: Dark blue.

Mr Compy: Purple.

Susie and Mr Compy: One, two, three, four, five, six, seven. Seven colours!

①



②



Lucky: Look! Red, yellow, pink, green, purple, orange, blue.

Rose: Hurray! Look! A rainbow!

Lucky: Yes! A rainbow! Woof! Woof!

Mr Compy: No, Rose. No, Lucky. Wrong colours.¹


¹ Wrong colours. – Няправільныя колеры.

Susie: Rose! Lucky! Your rainbow! It's nice!¹
Lucky: Woof! Woof!




1b.  Listen and point. Паслухай і пакажы.

1c. Act out. Разыграйце па ролях.

2a.  Listen and answer. What rainbow are they singing about? Паслухай і адкажы. Пра якую вясёлку яны спяваюць?

2b.  Listen and point to the rainbow. Паслухай і пакажы вясёлку.

2c.  Point to the colours (ex. 1a, picture 2) and sing the song. Пакажы колеры (практ. 1а, мал. 2) і праспявай песню.

Red and yellow,
And pink and green,
Purple, and orange, and blue.
I can sing a rainbow,
Sing a rainbow, sing a rainbow, too.



¹ It's nice! – Яна прыгожая!


2d. Point to the colours and sing the “right” rainbow (ex. 1a, picture 1). Пакажы колеры і праспявай «правільную» вясёлку (практ. 1а, мал. 1).

3. Find coloured letters and numbers in your classroom, and name them. Знайдзі каляровыя літары і лічбы ў сваім класе і назаві іх.

Model. One. – One is yellow. Dd. – Dd is purple.

4.  Draw your rainbow. Say the colours. Намалюй сваю вясёлку. Назаві колеры.

Lesson 9. Letters fun.

1.  Sing the Alphabet song (page 7). Праспявай песню пра алфавіт (с. 7).

2a. Find the letters and say what colour they are. Знайдзі літары і скажы, якога яны колеру.

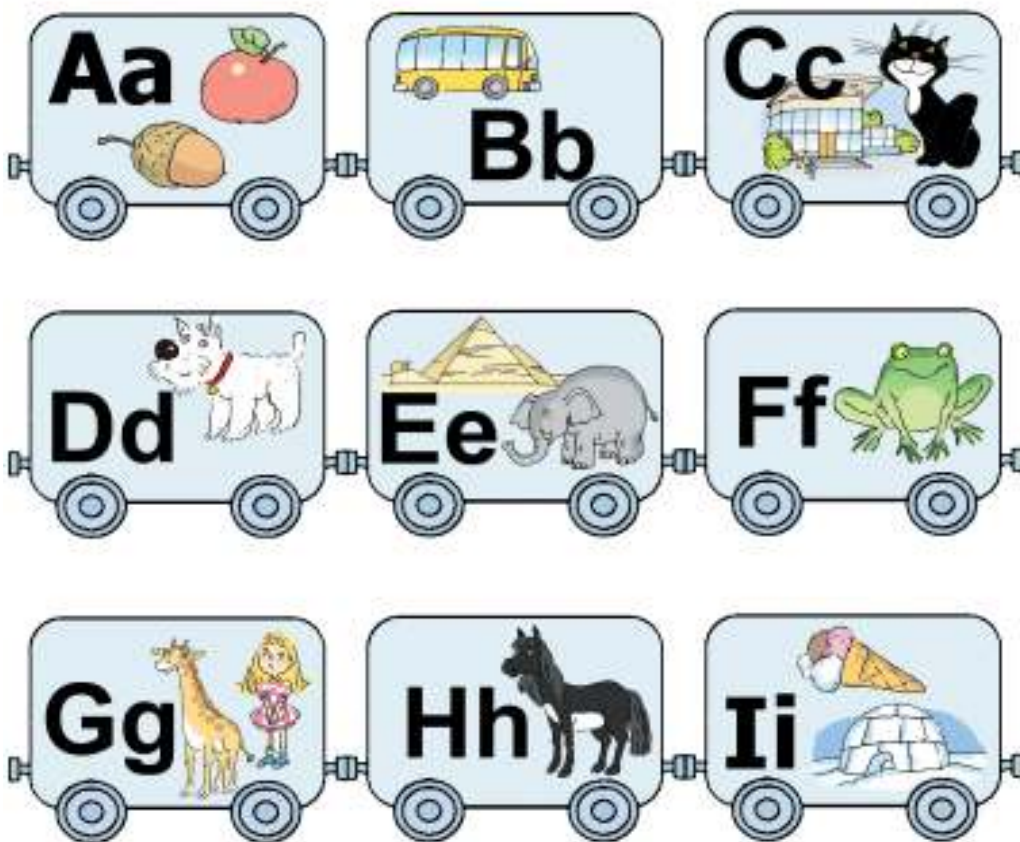
Model. Aa is orange.



2b. Play “A memory game”. Пагуляйце ў гульню «Ты памятаеш?».

Model. Aa is orange. Bb is

3. Say the “Letters and sounds” chant. Раскажы рыфмоўку «Літары і гукі».



4. Find the differences. Compare the pictures in ex. 3 and 4. Знайдзі адрозненні. Параўнай маляўнікі ў практ. 3 і 4.


Model. A brown acorn – a green acorn.



5. Play the “I spy” game. Пагуляйце ў гульню «Я бачу».

Model. A: I spy with my little eye something beginning with [I].

B: Igloo.

6.  Listen and name the letter sounds (read the letters). Паслухай і назаві гукі, якія гэтыя літары перадаюць (прачытай літары).

Aa, Bb, Cc, Dd, Ee, Ff, Gg, Hh, Ii, Jj, Kk, Ll, Mm, Nn, Pp, Ss, Tt, Vv, Xx, Zz.


7.  Write the letters. Напішы літары.

G a F ...

B e ... i

D ... H ... C ...

Lesson 10. Make your puppet.

1a.  Listen, look and answer. What is Nikki's puppet's phone number? Паслухай, паглядзі і адкажы. Які нумар тэлефона ў лялькі Нікі?

Puppet 1: Hello. What's your name?

Puppet 2: Hello. I'm Sam. What's your name?

Puppet 1: I'm Tim.

①



②

Puppet 1: How are you, Sam?

Puppet 2: I'm fine. Thanks.

How are you, Tim?

Puppet 1: I'm OK.



1. Tim

2. Sam

3



1. Tim 2. Sam

Puppet 1: How old are you?

Puppet 2: I'm six. How old are you?

Puppet 1: I'm three.

Puppet 1: What's your phone number, Sam?

Puppet 2: 987 654 321. What's your phone number?

Puppet 1: 135 790 468.

4



1. Tim 2. Sam

Puppet 1: Goodbye, Sam.

Puppet 2: Goodbye, Tim.

1b. 🎧 Listen and point. Паслухай і пакажы.

1c. Act out. Разыграйце па ролях.

2a. Make your puppet (draw it on your hand). Зрабі сваю ляльку (намалюй яе на рукаў).

2b. Play 4 rounds of the "Two lines" game. Your puppet talks to somebody new in each round. In

round 1 ask each other one question, in round 2 – two questions, etc. (see the questions in ex. 1a).

Пагуляйце ў гульню «Дзве лініі» 4 раўнды. Ваша лялька размаўляе з кім-небудзь новым у кожным раўндзе. У раўндзе 1 задайце адно пытанне, у раўндзе 2 – два і г.д. (гл. пытанні ў практ. 1а).

Model. Line 1: What’s your name?

Line 2: I’m Ken. What’s your name?

Line 1: I’m Ann. Goodbye, Ken.

Line 2: Goodbye, Ann!

3.  Play the “Talk to the characters” board game. Throw a dice and compete in pairs (see p. 28).

Пагуляйце ў настольную гульню «Размова з героямі». Кідайце кубік і спаборнічайце ў парах (гл. с. 28).

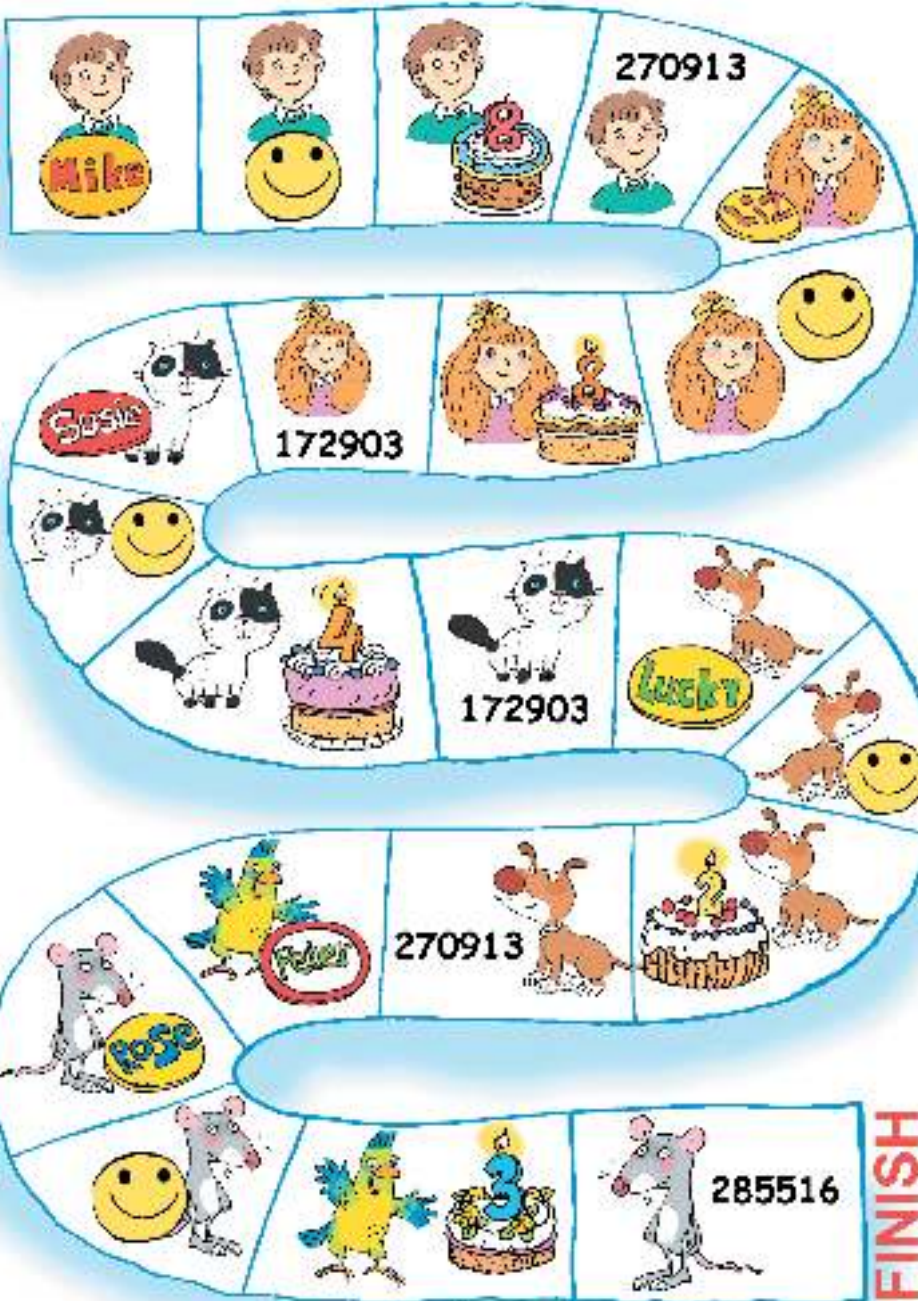
Model. 1. What’s your name? – I’m Mike.

2. How are you? – I’m fine, thanks.

3. How old are you? – I’m eight.

4. What’s your phone number? –
270 913.

START



FINISH

UNIT 2. My family.

Lesson 1. Photo albums.

1.  Listen and point to the pictures. Паслухай і пакажы малюнкi.



mum



dad



sister




brother



granny




grandad

2a.  Listen, look and answer. Who wasn't at home when Rose called? Паслухай, паглядзі і адкажы. Каго не было дома, калі патэлефанавала Роўз?


Hello, mum. Hello, mum.
Hello, mum. Hello to you.



2b. Sing the song. Праспявай песню.

3a.  Listen, look and answer. Who's in Liz's family?
Паслухай, паглядзі і адкажы. Хто ёсць у сям'і Ліз?

1




Hi, Liz!

Hi, Mike! How are you?

I'm fine. And you?


I'm fine, thanks.

2




Look! My family.

3



My mum and my dad.

4



My sister.

5



My brother.

6



My granny and my grandad.

7

My cat.




8

Oh, no! Your dog!



3b.  Listen and point. Паслухай і пакажы.

3c. Act out. Разыграйце па ролях.

4.  Say the “Letters and sounds” chant. Раскажы рыфмоўку «Літары і гукі».

Jj



jam

Kk




kangaroo

Ll



lemon

5a.  Listen and read the names a) after the teacher; b) together with the teacher; c) in pairs. Паслухай і прачытай імёны: а) за настаўнікам; б) разам з настаўнікам; в) у парах.



Ann, Pat, Pam, Sam, Liz, Jill, Kim, Vim.



Al, Dan, Pal, Pat, Sam, Bill, Sid, Tim, Vim, Mike.

5b. Read and act out. Прачытайце і разыграйце па ролях.



Hi! I'm Mike. I'm fine.

Hi! I'm Liz. I'm fine.



6.  Write the letters. Прапішы літары.

J j

K k

L l

Lesson 2. A great big turnip.

1a. Look and say. What's the difference? Паглядзі і скажы. Якая паміж імі розніца?



little



big

1b. 🎧 Listen and point. Паслухай і пакажы.

2a. 🎧 Listen, look and answer. Who helps the boy? Паслухай, паглядзі і адкажы. Хто дапамагае хлопчыку?

Look! A little turnip.

1



Look! A big turnip.

2



Mum, help!

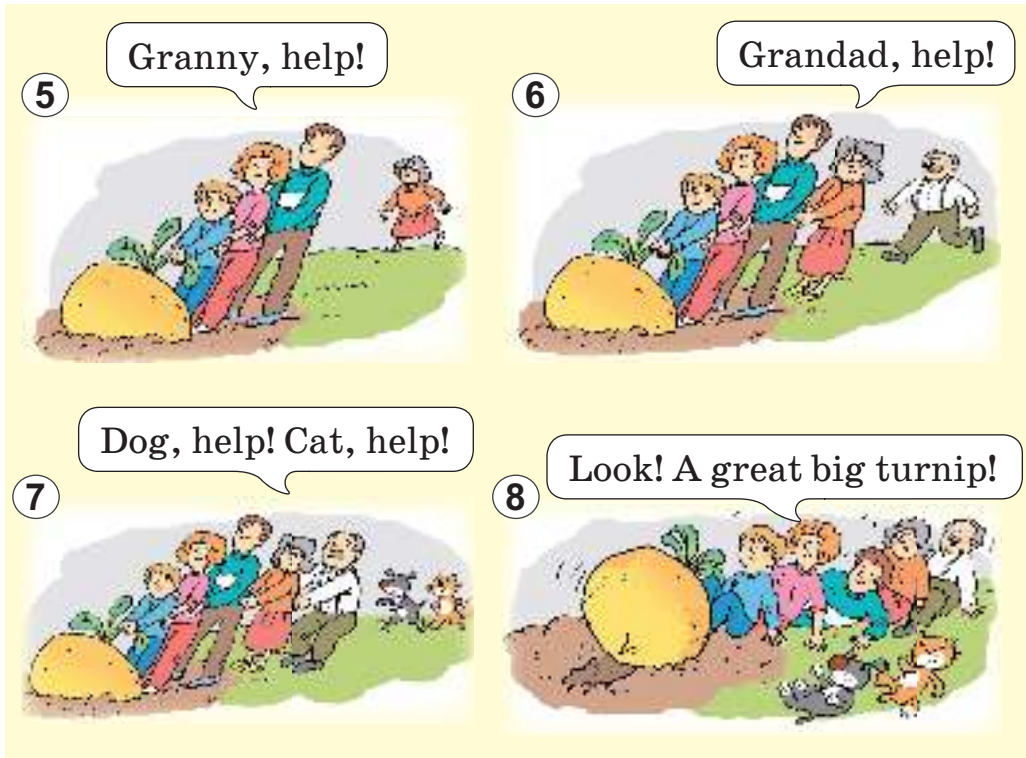
3



Dad, help!

4





2b. 🎧 Listen and point. Паслухай і пакажы.

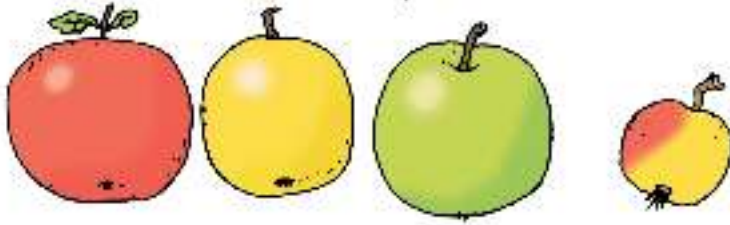
2c. Act out. Разыграйце па ролях.

3a. What's the odd one? Why? Што лішняе? Чаму?

1



2



3







4



3b. What's the odd one? Why?

1	a	B	C	D
2	e	f	G	h
3	I	J	K	l

4. 🎧 Say the “Letters and sounds” chant. Раскажи рыфмоўку «Літары і гукі».

Mm  mouse	Nn  nut	Oo  oval	 orange
---	---	--	---

5a. 🎧 Listen and read the names a) after the teacher; b) together with the teacher; c) in pairs. Паслухай і прачытай імёны: а) за настаўнікам; б) разам з настаўнікам; в) у парах.

 Jess, Bell, Mel, Molly, Dolly, Polly, Rose.

 Ben, Fred, Jeff, Ken, Ted, Mel, Bell, Bob, Rob, Rod, Tom, Cole.

5b. Read and act out. Прачытайце і разыграйце па ролях.

- I’m a dog. I’m big.
- I’m a frog. I’m little.
 - Hi, Big Dog!
 - Hi, Little Frog!



6.  Write the letters. Прапішы літары.

M m N n O o

Lesson 3. I've got a mum.

1.  Say the chant. Раскажы рыфмоўку.

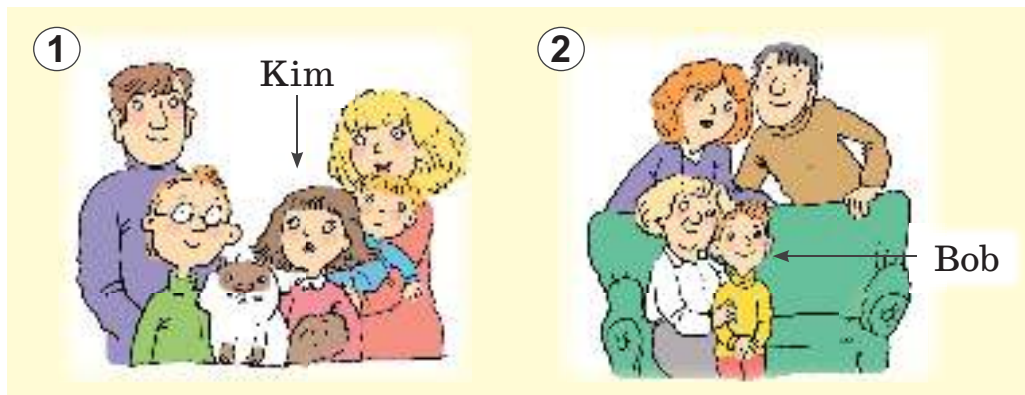
I've got a mum.

I've got a dad.

I've got a sister, a brother and a cat.



2a.  Listen and guess. Who is speaking? Паслухай і адгадай. Хто гаворыць?





2b. Play “A guessing game”. Пагуляйце ў гульню «Адгадай».

Model. A: I’ve got a mum, a dad and a granny.

B: Bob.


A: Yes.

3. 🔍 **Grammar secret.** Граматычны сакрэт.

a	an

4. Look and say. Паглядзі і скажы.

Model. I'm Ann. I've got a nut.



5. 🎧 Say the “Letters and sounds” chant. Раскажы рыфмоўку «Літары і гукі».

<p>Pp</p>  <p>pig</p>	<p>Qq</p>  <p>queen</p>	<p>Rr</p>  <p>rocket</p>
---	---	---

6a. 🎧 Listen and name the letter sounds (read the letters). Паслухай і назаві гукі, якія гэтыя літары перадаюць (прачытай літары).

Aa, Bb, Cc, Dd, Ee, Ff, Gg, Hh, Ii, Jj, Kk, Ll, Mm, Nn, Oo, Pp, Qq, Rr, Ss, Tt, Vv, Xx, Zz.

6b. 🎧 Listen and read the names a) after the teacher; b) together with the teacher; c) in pairs. Паслухай і прачытай імёны: а) за настаўнікам; б) разам з настаўнікам; в) у парах.

👧 Pam, Kate, Jane, Pat, Grace, Sam, Nat.

👦 Al, Dan, Dave, Jason, Sam, Jake, Matt, Jaden, Max, Blake, James.

6c. Read and act out. Прачытайце і разыграйце па ролях.

– Hi. I'm Matt. I'm a rat.

– Hi, I'm Pat. I'm a cat.

– Hi. I'm Jake. I'm a snake.

1



2

– Hello, Pat!

– Hello, Matt!


– Hello, Jake!



7.  Write the letters. Прапішы літары.

P p Q q R r

Lesson 4. I haven't got a dog.


1a.  Listen, look and answer. Why is the dog's name Lucky? Паслухай, паглядзі і адкажы. Чаму сабаку завуць Лакі?

1



Mum! Dad! Look! A dog!
It's little! It's nice¹!

¹ nice – прыгожанькая



1b. 🎧 Listen and point to the pictures. Паслухай і пакажы малюнкi.

- ¹ I don't know. – Я не ведаю.
- ² Can I take the dog, please? – Калі ласка, можна мне ўзяць сабаку?
- ³ I'm lucky! – Я шчаслівец! (Мне пашанцавала!)

2. 🎧 Listen and guess. Who is speaking? Паслухай і адгадай. Хто гаворыць?



Buzz



Jill

3. Speak about you. Раскажы пра сябе.


Model. I've got a mum and a dad. I haven't got a sister. I haven't got a brother.

4. 🎧 Say the "Letters and sounds" chant. Раскажы рыфмоўку «Літары і гукі».

Ss  snake	Tt  telephone	Uu  uniform	 umbrella
---	---	---	---

5a.  Listen and name the letter sounds (read the letters). Паслухай і назаві гукі, якія гэтыя літары перадаюць (прачытай літары).

Aa, Bb, Cc, Dd, Ee, Ff, Gg, Hh, Ii, Jj, Kk, Ll, Mm, Nn, Oo, Pp, Qq, Rr, Ss, Tt, Uu, Vv, Xx, Zz.

5b.  Listen and read the names a) after the teacher; b) together with the teacher; c) in pairs. Паслухай і прачытай імёны: а) за настаўнікам; б) разам з настаўнікам; в) у парах.

 Susie, Susan, Sue.

 Russ, Buzz, Duff, Dunc, Dunn, Justin.

5c. Read and act out. Прачытайце і разыграйце па ролях.



– Hi! I’m Susie.

– Hello, Susie. I’m Lucky.

6.  Write the letters. Прапішы літары.

S s T t U u

Lesson 5. Have you got a sister?

1. 🎧 Say the chant. Раскажи рыфмоўку.



Have you got a sister? – No, I haven't.

Have you got a brother? – No, I haven't.

Have you got a cat? – No, I haven't.

Have you got a dog? – Yes, I have!

2a. 🎧 Listen, look and answer. Why is Liz crying?
Паслухай, паглядзі і адкажы. Чаму Ліз плача?

1

What's your name?

What's your surname?

Liz.

Brown

How old are you?

I'm eight.



2b. Act out. Разыграйте на ролях.

3. 🎭 Role play “Lost in the park”. Ролевая игра «Згубіўся ў парку».

Model. Policeman: What’s your name?

You: I’m Danila.



Policeman: What’s your surname?

You: Makarevich.

Policeman: How old are you?

You: I’m seven.



¹ I love you very much! – Я цябе вельмі люблю!

Policeman: Have you got a mum?

You: Yes, I have.



Policeman: Have you got a dad?

You: Yes, I have.



Policeman: What's your phone number?

You: 2409908.




4.  Say the “Letters and sounds” chant. Раскажи рыфмоўку «Літары і гукі».

<p>Vv</p>  <p>vase</p>	<p>Ww</p>  <p>window</p>
---	--

5a.  Listen and name the letter sounds (read the letters). Паслухай і назаві гукі, якія гэтыя літары перадаюць (прачытай літары).

Aa, Bb, Cc, Dd, Ee, Ff, Gg, Hh, Ii, Jj, Kk, Ll, Mm, Nn, Oo, Pp, Qq, Rr, Ss, Tt, Uu, Vv, Ww, Xx, Zz.

5b.  Read the names a) after the teacher; b) together with the teacher; c) in pairs. Паслухай і пра-чытай імёны: а) за настаўнікам; б) разам з на-стаўнікам; в) у парах.

 Meg, Eva, Jess, Mel, Jen, Jena, Tess, Emma, Stella, Eve.

 Pete, Leo, Jeff, Steve, Ted, Fred, Evan, Greg.

5c. Read and act out. Прачытайце і разыграйце па ролях.



- I'm a hen. I'm Jen.
- Hi, Jen. I'm a lemur¹. I'm Eva.
- Hello, Eva.

6.  Write the letters. Прапішы літары.

V v W w

¹ lemur – лемур

Lesson 6. Families.

1a. Look and say their names in Belarusian. Паглядзі і скажы па-беларуску, як іх завуць.

1



2



3



4



5



6




7





















1b.  Listen, point and say their names in English.

1. Pinocchio
2. Pippi
3. Alice
4. Lillebror (Little Brother)
5. Gingerbread Man
6. Alyonushka
7. Chipollino

2a.  Look, listen and answer. Who's speaking?
Паслухай, паглядзі і адкажы. Хто гаворыць?

Model. I haven't got a mum. I haven't got a brother. I haven't got a sister. I've got a dad. – Pinocchio.

				
 	x	✓	x	x
 	✓	✓	✓	✓
 	✓	✓	✓	x
 	x	x	x	x
 	✓	✓	✓✓✓✓✓✓✓	x
 	✓	✓	x	✓
 	✓	✓	x	x

2b. Play “A guessing game”. Пагуляйце ў гульню «Адгадай».

Model. A: Have you got a mum?

B: No, I haven't.

A: Have you got a dad?

B: No, I haven't.

A: Pippi.

B: Yes, I'm Pippi.

3. Speak to your classmate about your families. Пагаварыце з аднакласнікам пра вашы сем'і.

Model. A: Have you got a mum?

B: Yes, I have.

A: ...

4a.  Listen and read the words. Паслухай і пра-чытай словы.

Cat, dog, frog, rat, snake, hen, lemur.

4b. Read and act out. Прачытайце і разыграйце па ролях.

– Hi. I'm Lillebror. I've got a cat and a rat, a frog and a hen, a snake and a lemur.



– I've got a dog! Hi, Spot!
– Hello!



5. Write the first letters. Напиши першыя літары.

Model. 1 – m

1



2



3




4



5



6



7



8



9



10



Lesson 7. How's your mum?

1. Say the chant. Раскажи рыфмоўку.

How's your mum? – She's fine. Thanks. 😊


How's your dad? – He's OK. Thanks. 😊

How's your granny? – She's very well. 😊

How's your grandad? – He's not very well. 😞

Oh! I'm sorry!

2. Grammar secret. Граматычны сакрэт.



3. Speak to your classmate. Пагавары са сваім аднакласнікам.

Model. A: How's your mum?


B: She's OK. Thanks.

A: How's your ...?

4a. Play "A guessing game". Пагуляйце ў гульню «Адгадай».

Model. A: I've got a mum, a dad and a granny.

B: Ted.





Tim



Ann

4b.  **Role play. Ролевая гульня.**

Model. Ann: 3 4 1 0 9 7.

Ted: Hello!

Ann: Hello, Ted. How are you?






Ted: I'm OK, thanks. How are you?

Ann: I'm fine, thanks. How's your mum?

Ted: She's very well.




5.  **Say the "Letters and sounds" chant. Раска-
жы рыфмоўку «Літары і гукі».**


<p>Xx</p>  <p>fox</p>	<p>Yy</p>  <p>yellow</p>	 <p>fly</p>	 <p>baby</p>	<p>Zz</p>  <p>zebra</p>
---	--	--	---	---

6a.  Listen and name the letter sounds (read the letters). Паслухай і назаві гукі, якія гэтыя літары перадаюць (прачытай літары).


Aa, Bb, Cc, Dd, Ee, Ff, Gg, Hh, Ii, Jj, Kk, Ll, Mm, Nn, Oo, Pp, Qq, Rr, Ss, Tt, Uu, Vv, Ww, Xx, Yy, Zz.

6b.  Listen and read the names a) after the teacher; b) together with the teacher; c) in pairs. Паслухай і прачытай імёны: а) за настаўнікам; б) разам з настаўнікам; в) у парах.

 Nelly, Molly, Polly, Sally, Amy, Lilly, Stacy, Roxy.

 Andy, Sandy, Henry, Danny, Harry, Billy, Lucky, Compu.

6c. Read and act out. Прачытайце і разыграйце па ролях.



7.  Write the letters. Прапішы літары.

X x Y y Z z

Lesson 8. Alphabet festival.

1.  Sing the Alphabet song. Праспявай песню пра алфавіт.

2. Alphabet contest. Алфавітны конкурс.

1. Put the alphabet cards in the correct order. Раскладзіце картачкі з літарамі алфавіта ў правільным парадку.

2. Name the alphabet backwards. Назавіце алфавіт у адваротным парадку.

3. Look and say. Which letters have Susie and Lucky caught? Паглядзі і скажы, якія літары Лакі і Сьюзі ўжо злавілі.




































4. 🎧 Say the “Letters and sounds” chant in teams.
 Раскажыце рыфмоўку «Літары і гукі» па камандах.

Model. Team 1: Aa – acorn – [eɪ]. Aa – apple – [æ].

Team 2: Bb – bus – [b].

Team 1: Cc – cinema – [s]. Cc – cat – [k].

A	 	J		S	
B		K		T	
C	 	L		U	
D		M		V	
E	 	N		W	
F		O	 	X	
G	 	P		Y	 
H		Q		Z	
I	 	R			

5. Play the “I spy” game. Пагуляйце ў гульню «Я бачу».

Model. Teacher: I spy with my little eye something beginning with [s].

Team 1: Cinema.

Team 2: Snake. Susie.

6. Listen and guess the word. Паслухайце і адгадайце слова.

Model. Teacher: [r]-[æ]-[t].

Team 1: Rat.

Teacher: [ju:]-[n]-[ɪ]-[f]-[ɔ:]-[m].

Team 2: Uniform.

7. 🎮 What letters are missing? Якіх літар не хапае?

Model. Team 1: Cc. Cat.

Team 2: ...

... at




p ... g



fo ...



... us



n ... t



fro ...



... am



d ... g



bab ...



8. Play a game. Пагуляйце ў гульню.

1. Choose a word. Выберыце слова.

2. Mime the word. Пакажыце слова мімікай і жэстамі.

1. baby

4. frog

7. snake

2. rocket


5. fly

8. pig

3. cat

6. fox

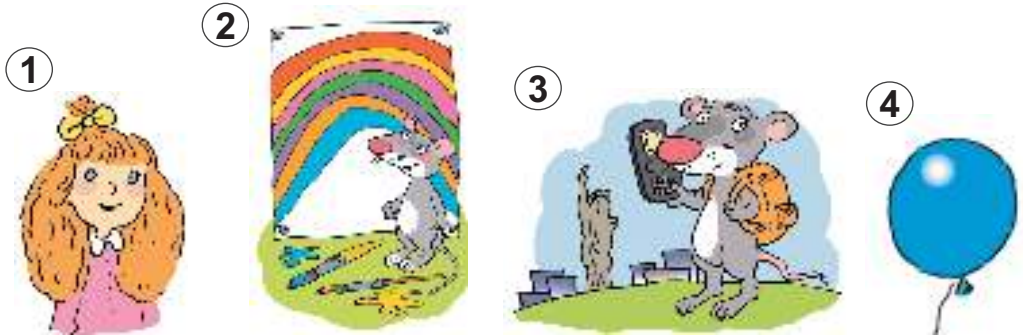
9. dog

9.  Write the words from exercise 8 in big letters.
Напішы словы з практыкавання 8 вялікімі літарамі.

Model. 1. BABY.

Lesson 9. Songs and stories marathon.

1a. 🎧 Listen to the music and guess the song. Паслухай музыку і адгадай песню.



1b. 🎤 Sing the songs. Праспявай песні.

2a. 🎧 Listen and say the number of the story. Паслухай і назаві нумар расказа.





2b. Stories marathon. Марафон расказаў.

1. Work in groups. With a dice, choose a story 1–6 from ex. 2a. Працуйце ў групах. З дапамогай кубіка выберыце расказ 1–6 з практ. 2a.

2. Act out the story. Film the performance to show to your parents. Разыграйце расказ. Здыміце відэа, каб паказаць яго бацькам.

3.  Play the board game “True or false”. Пагуляйце ў настольную гульню «Праўда ці не».

1. With a dice, choose a sentence and read it. З дапамогай кубіка выберыце сказ і прачытайце яго.

2. Say if it's true about you. Скажыце, ці праўда гэта.

Model. Number 3. I'm 10. No, I'm 9.

START

	<p>1</p>  <p>I've got a cat.</p>	<p>2</p>  <p>I've got a dog.</p>
<p>5</p>  <p>I'm 5.</p>	<p>4</p>  <p>I've got a rat.</p>	<p>3</p>  <p>I'm 10.</p>
<p>6</p>  <p>I'm 9.</p>	<p>7</p>  <p>I've got a dad. I've got a mum.</p>	<p>8</p>  <p>I've got a dad. I've got a mum.</p>
<p>11</p>  <p>I'm a cat.</p>	<p>10</p>  <p>I'm 8.</p>	<p>9</p>  <p>I'm a frog.</p>
<p>12</p>  <p>I've got a frog.</p>	<p>13</p>  <p>I've got a pig.</p>	<p>14</p>  <p>I'm 7.</p>

FINISH

Lesson 10. Peter's family.

1a.  Listen and guess. Who is speaking? Паслухай і адгадай. Хто гаворыць?



1b. Play “A memory game”. Згуляйце ў гульню «Ты памятаеш?».


Model. A: I've got a brother and a sister.

B: Mr Compu.

A: Yes.

1c.  Role play “Telephone talk”. Ролевая гульня «Размова па тэлефоне».


Model. **Peter:** Hello, Mr Compy. How are you?
Mr Compy: Hi, Peter. I'm fine. Thanks.
How are you?
Peter: I'm fine, thanks. How's your brother?
Mr Compy: He's very well. Thanks.
Peter: How's your sister?
Mr Compy: ...

2a.  **Work in pairs. Make up and guess the riddles about fairy tale characters (Lesson 6, ex. 2a).**
Працуйце ў парах. Прыдумайце і адгадайце загадкі свайго партнёра пра казачных герояў (урок 6, практ. 2a).

Model 1. **A:** I haven't got a mum. I haven't got a sister. I haven't got a brother. I've got a dad.
B: Pinocchio.

Model 2. **A:** I'm 1.
B: Pinocchio?
A: No.
B: Gingerbread Man?
A: Yes!
B: Hello, Gingerbread Man.
A: Hello.



2b.  Draw a fairy tale character's family. Speak about it. Намалюй сям'ю любога казачнага героя. Раскажы пра яе.

Model. Hi. I'm Lillebror. I'm 7. I've got a mum, I've got

2c. Have a party. Speak for your fairy tale character. Арганізуйце вечарынку. Гавары ад імя свайго казачнага героя.

Model. **Chipollino:** Hello! What's your name?

Pippi: Hi! I'm Pippi. What's your name?

Chipollino: I'm Chipollino. How old are you?

Pippi: ...

3. Help Pippi to read the boys and girls' names. Дапамажы Пэпі Доўгаяпанчоха прачытаць спачатку імёны хлопчыкаў, а потым імёны дзяўчынак.

Jill, Dunn, Eva, Emma, Sid, Bob, Sally, Rod, Andy, Tom, Bill, Jane, Jeff, Steve;

Kate, Al, Susan, Greg, Polly, Max, Sandy, Dave, Harry, Meg, Molly, Fred.

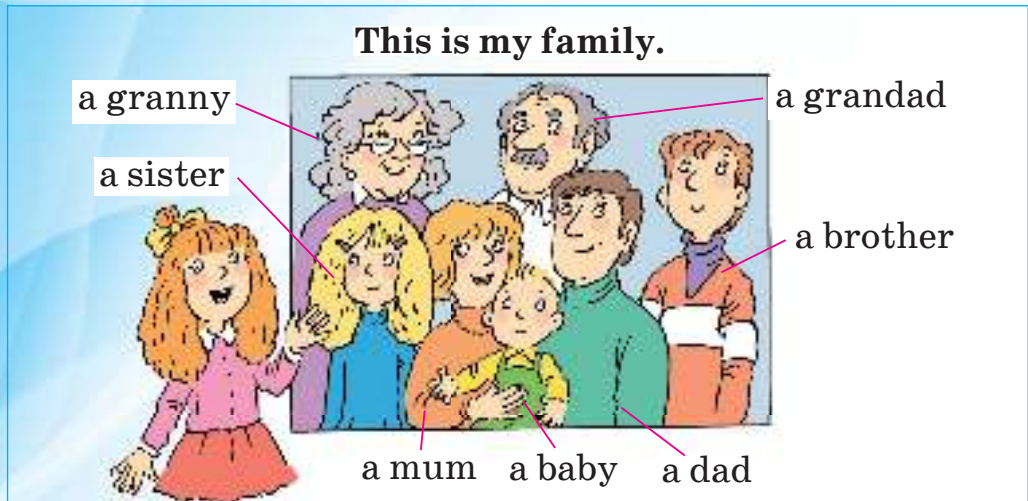


4.  Write the letters from Aa to Zz.

UNIT 3. People around me.

Lesson 1. This is my family.

1. 🗨️ Picture dictionary.



2a. 🗣️ Listen, point to the pictures and answer. How many sisters and brothers has Liz got? Кількі ў Ліз сяцёр і братоў?





4 This is my grandad. 5 This is my granny. 6 This is my sister.

7 This is my brother. 8 Oh! A cat? 9 No! My baby brother!

2b. Choose a role and read.

2c. Act out.

3a.   Letter secrets. Listen, read and answer.
What's the common sound? Які агульны гук?



This is my brother. **th** = [ð]
 My granny and my grandad are
 great! **r** = [r]



3b. Read the words.

Red, brother, Rose, grandad, granny, this, great.

4. Write the words.

Model. 1. a mum.



Lesson 2. What's his name?

1. Sing the song.

What's your name?
My name's Liz.
Hip, hip, hip,
Hooray!



What's your name?
My name's Mike.
Hip, hip, hip,
Hooray!

What's his name?(3)

Andy!

What's his name?(3)

Sandy!



What's her name? (3)

Polly!

What's her name? (3)

Molly!





His name's Andy.

His name's Sandy.

Her name's Polly.

Her name's Molly.

2. 🔍 Grammar secret.

 <p>My name's Liz.</p>	 <p>Your name's Mike.</p>
 <p>His name's Andy.</p>	 <p>Her name's Polly.</p>

**3a. Read and say. What are their names? Як їх за-
вуць?**



Hi, I'm Rose. Look at my family. This is my mum. Her name's Plum. This is my dad. His name's Brad. This is my sister. Her name's Sis. This is my brother. His name's Bro. This is my granny. Her name's Big Plum. This is my granddad. His name's Big Brad.

3b. Play "A memory game".

Model. A: Hi, I'm Rose.

B: Hi, Rose. Have you got a mum / a dad?

A: Yes, I have.

B: What's her / his name?

A: Her / his name's ...

4. Show your family photo. Speak about it.

Model. This is my mum. Her name's Lena. Her surname's ...

5.  Write sentences (ex. 3a).

Model. 1. Her name's Plum. 2. His name's Brad.

Lesson 3. Apple cake and orange cake.

1a.   Letter secrets. Listen, read and answer.
What's the common sound? Які агульны гук?

A baby snake is on the cake. **a = [eɪ]**



An apple and a cat are on a hat. **a = [æ]**

1b. Look and guess why letter Aa is [eɪ] and [æ].

Aa

[eɪ]	[æ]		
n a m e	c a t	g r a n n y	a p p l e
<input type="text"/> a <input type="text"/> e	<input type="text"/> a <input type="text"/>	<input type="text"/> <input type="text"/> a <input type="text"/> <input type="text"/> y	<input type="text"/> a <input type="text"/> <input type="text"/> <input type="text"/> e
acorn	jam	and	thanks
snake	dad	grandad	
baby	cat	Andy	

BUT: family, have.

1c. Help Rose to read the words with [eɪ], then with [æ].

Name, Kate, Dan, granny, Dave, Pam, baby, family, Jake, Andy, snake, hat, apple, dad, Sandy, cat.

2a. Read the words. What do they mean? Што яны абазначаюць?



take



make



paper



hat



cake



sad



happy

2b.  Listen, read and answer. What presents do Jake and Pam make? Якія падарункі робяць Джэйк і Пэм?

1. This is Jake. He's seven.
This is his sister. Her name's Pam. She's ten.





2. Jake takes some¹ black paper. He makes a paper hat. Pam takes some apple jam². She makes an apple jam cake.

3. Oh, no! The snake is on the cake! The cat is on the hat! The rat is on the apple! Bad snake!³ No cake! No hat! Jake is sad. Pam is sad.



4. Jake takes some red paper. He makes a paper hat. Pam takes some orange jam⁴. She makes an orange jam cake.

¹ some – нямнога

² apple jam – яблычны джэм, варэнне

³ Bad snake! – Дрэнная змя!

⁴ orange jam – апельсінавы джэм

5. “Happy birthday¹, Dad!”
Dad is happy.



2c. True or false?

1. Jake has got a sister.
2. Her name's Pam.
3. She's seven.
4. Jake makes a hat.
5. Jake makes an apple jam cake.
6. No hat! No cake! Jake is sad. Pam is sad.
7. Pam makes an orange jam cake.
8. Dad is happy.

2d. 🎧 Read in pairs. Listen and check.

2e. Read expressively. Have a phonetic contest.
Прачытайце выразна. Правядзіце фанетычны конкурс.

¹ Happy birthday! – З днём нараджэння!

3. EN Complete and write the sentences. Закончы і напішы сказы.

cake hat baby snake jam

1. Jake makes a paper ... 

2. Pam makes an orange jam ... 





3. Her granny makes apple ... 

4. My sister is one. She's a ... 

5. A baby ... is on the cake. 

Lesson 4. Where are you from?

1. Picture dictionary.

			
Africa	America	Belarus	Britain

2a.  Listen, read and answer. Where's Mikita from? Адкуль Мікіта?

- Hello. What's your name? ①
– My name's Mikita. What's your name?
– I'm Mike.



②



- Where are you from?
– I'm from Belarus.
– I'm from Belarus! I'm from Belarus!

③



- No, Peter. You're from Africa. He's from Belarus.

④



- I'm from Africa! I'm from Africa!

2b. Choose a role and read.

2c. Act out.

3. 🔍 Grammar secret.

I'm from Britain.



You're from Africa.



He's from Belarus.



She's from Britain.



4. Read and match.

Model. 1 – C.

- | | |
|-------------------------|------------------------|
| 1. Her name's Mrs Read. | A. He's from Belarus. |
| 2. His name's Mikita. | B. He's from Africa. |
| 3. His name's Mr Compy. | C. She's from Britain. |
| 4. His name's Peter. | D. He's from America. |
| 5. Her name's Liz. | E. She's from Britain. |

5a. Look and say.

Model. Her name's Alina. She's from Belarus.



Alina,
Belarus



Nell,
America



Tim,
Africa



Ann,
Britain



Gleb,
Belarus

5b. Speak about you.

Model. My name's ... My surname is ... I'm from ...

6. Write sentences.

Model. Her name's Pam. She's from America.

①



Pam

②



Sam

③



Alina

④



Dan

Lesson 5. A big dinner.

1a. Letter secrets. Listen, read and answer.
What's the common sound? Які агульны гук?



Help! His horse is on her hat! **h = [h]**



Sasha and Pasha help Natasha.

sh = [ʃ]

1b. Help Rose to read the words with [h], then with [ʃ].

She, he, his, Pasha, Masha, hello, her, hi, Natasha, horse, hat, help.

2.  Complete and write the sentences. Закончы і напішы сказы.

horse help her hat Natasha

1. This is ...



2. This is her ...



3. This is her ...



4. The horse is on ... hat.



5. Sasha and Pasha ... Natasha.



3a.   **Letter secrets. Listen, read and answer. What's the common sound?**

Hi! I'm Nigel. I like ice cream. **i = [aɪ]**



Jill has got six big pizzas. **i = [ɪ]**

3b. Look and guess why the letter li is [aɪ] and [ɪ].

li

[aɪ]	[ɪ]
M i k e	L i z s i s t e r l i t t l e
<input type="text"/> i <input type="text"/> e	<input type="text"/> i <input type="text"/> <input type="text"/> e <input type="text"/> <input type="text"/> i <input type="text"/> <input type="text"/> <input type="text"/> e

fine

is

igloo

I

this

sister

hi

his

pink

3c. Help Rose to read the words with [aɪ], then with [ɪ].

Liz, Mike, I, hi, six, fine, nine, Bill, this, five, little, big, nice, Jill, his, nine, ice cream, sister.

4a. Read the words. What do they mean?



fish



pizza




milkshake



mint ice cream



dinner time

4b.  Listen, read and answer. What's for family dinner? Што на сямейны абед?

①



Jill is six. She is in Britain. Dinner time! Jill likes milkshake for dinner¹.

Jill has got a big sister, Izzy. Izzy is in Africa. Dinner time! Izzy likes fish for dinner.

②



¹ for dinner – на абед

Jill has got two big brothers, Nigel and Jimmy. Nigel is in America. Dinner time! Nigel likes pizza for dinner.



4



Jimmy is in India. Dinner time! Jimmy likes mint ice cream¹ for dinner.

Izzy, Nigel and Jimmy visit² Mum and Dad in Britain. Dinner time! Six pizzas, six fish, six mint ice creams and six milkshakes!



¹ mint ice cream – мятнае марожанае

² visit – наведваюць

4c. Match the sentences.

Model. 1 – C.

1. Jill is six. She is in Britain.
 2. Jill has got a big sister. Her name's Izzy. Izzy is in Africa.
 3. Nigel is her big brother. He's in America.
 4. Jimmy is her big brother. Jimmy is in India.
 5. Dinner time in Britain!
- A. Jimmy likes mint ice cream for dinner.
B. Nigel likes pizza for dinner.
C. Jill likes milkshake for dinner.
D. Six pizzas, six fish, six mint ice creams and six milkshakes!
E. She likes fish for dinner.

4d.  Read in pairs. Listen and check.

4e. Read expressively. Have a phonetic contest.
Прачытайце выразна. Правядзіце фанетычны конкурс.

5.  Look at the pictures and write the words.

Model. 1. Milk.

Six, nine, fish, milk, five, pink.

1



2



3



4



5












6



Lesson 6. Look at me!

1. Picture dictionary.


				
a mouth	a nose	eyes	ears	hair
				
long	short	big	little	

2. Say the rhyme.

Two little eyes.
Two big ears.
One little mouth.



One long nose.
Short grey hair.
Hello! I'm Rose.

3a.  Listen, read and answer. Is Nikki beautiful?
Нікі прыгожая?

①  It's a magic mirror!

②  I've got a little nose.

③  I've got a little mouth.

④  I've got little ears.

⑤  I've got big eyes.

⑥  I've got long hair.

⑦  I'm beautiful!

3b. Read the story.

4a. Read and guess. Who's speaking? Кто говорит?

I've got short pink hair. I've got a big nose.
I've got long ears. I'm little.



Lillebror



Pinocchio



Piglet



Alice



Pippi

4b. Play "A guessing game".

Model. A: I've got little ears and a long nose. I've got brown hair.

B: Are you Pinocchio?

A: Yes.

5. Complete the sentences and write about Rose.

little short little long big



I'm Rose. I've got little eyes. I've got ... ears. I've got a ... mouth. I've got a ... nose . I've got ... hair.


Lesson 7. He's got purple hair!

1. Picture dictionary.

 black	 brown	 grey	 green
 orange	 pink	 white	 yellow
 red	 blue	 purple	

2. Speak about you.

Model. I've got fair¹ hair. I've got blue eyes.

 hair	 eyes
fair	blue
black	grey
red	brown
brown	green

¹ fair – светлая (воласы)

3a.  Listen, read and answer. Who do Liz and Mike see? Кого бачаць Ліз і Майк?

1



Liz: Hello, Mike! How are you?
Mike: Hi! I'm fine. Thanks.

2



Liz: What's this?

3



Liz: He's got purple hair!
Mike: What? Purple hair?

4



Liz: He's got yellow eyes!
Mike: What? Yellow eyes?

5



Mike: Let me see.¹ He's got fair hair! He's got blue eyes!
Liz: What?

6



Liz and Mike: He's a clown!
Ha-ha-ha!

¹ Let me see. – Дай пагляджу.

3b. Choose a role and read.

4. 🔍 Grammar secret.



I've got red hair.

She's got fair hair.

He's got purple hair.



5a. Read and guess. Which clown is it? Які гэта клоўн?

He's got orange hair, grey eyes, a big nose and a big mouth. He's got a blue hat. What's his name?



Bom



Winny



Bim



Wilda

5b. Play "A guessing game".

Model. A: She's got pink hair, green eyes, a little nose and a big mouth. She's got a grey hat.

B: Wilda.

5c.  Complete the sentences and write about your mum or dad.

I've got a mum. She's got ... hair. She's got ... eyes. She's got ... ears. She's got a ... nose and a ... mouth.

I've got a dad. He's got ... hair. He's got ... eyes. He's got ... ears. He's got a ... nose and a ... mouth.



Lesson 8. The Green family from Greenland.

1.  Picture dictionary.





eight



nine



ten

2. Speak to your classmate.

Model. A: How old are you?

B: I'm eight. How old are you?

A: I'm seven.

3a. Letter secrets. Listen, read and answer. What's the common sound?



This is Beth. Beth is three. **th = [θ]**

She is in Green Tree Street.

ee = [i:]



3b. Help Rose to read the words.

Three, thanks, trees, mouth, green.

4a. Read the words. What do they mean?



Greenland



street



like



a sheep



a jeep

4b.  Listen, read and answer. Who's in the twins' family? Хто ёсць у сям'і блізнят?

1



This is Green Tree Street in Greenland.

2



This is the Green family from Green Tree Street in Greenland.

3



Beth, Meena and Cath are sisters. Beth is three. Meena is three. Cath is three.

4



Beth has got a cat. Her name's Beebee. Beth likes Beebee, and Beebee likes Beth.

5



Meena has got a dog. His name's Barkee. Meena likes Barkee, and Barkee likes Meena.

6



Cath has got a rat. Her name's GeeGee. Cath likes GeeGee, and GeeGee likes Cath.

7



Beth, Meena and Cath have got a granny. Her name's Martha.

8



Granny Martha has got a sheep. Her name's Nadalee. Granny Martha likes Nadalee, and Nadalee likes Granny.

Beth, Meena and Cath have got a granddad. His name's Lee.

9



10



Beep! Beep!

Grandad Lee has got a jeep. It's green. Beth and Beebee, Meena and Barkee, Cath and GeeGee, Granny Martha and Nadalee are in the jeep. Beep! Beep!

4c. Write the names of all the characters into the groups: male and female. Напиши імені всіх героїв у два слупки: мужчынскія і жаночыя.

Beth, Meena, Cath, Beebee, Barkee, GeeGee, Lee, Martha, Nadalee.

4d.  Read the story in pairs. Listen and check.


4e. Read expressively. Have a phonetic contest. Прачытайце выразна. Правядзіце фанетычны конкурс.

5.  Complete and write the sentences. Закончы і напішы сказы.

street sheep three green jeep

1. Beth, Meena and Cath are ... sisters.
2. Granny Martha has got a
3. Grandad Lee has got a
4. The jeep is
5. The Green family are from Green Tree

Lesson 9. Meet my family.

1a.  Listen, read and answer. Who has got brown eyes in Tanya's family? У каго ў сям'і Тані карыя вочы?

My family.



My name's Tanya. I'm seven.
I'm from America. I've got
brown hair and brown eyes.

I've got a mum, a dad, a big sister and a baby brother.



This is my mum. Her name's Melissa. She's beautiful.

This is my dad. His name's Oliver. He's nice.



This is my sister. Her name's Sonya. She's ten. She's got fair hair and brown eyes.

This is my brother. His name's Danny. He's one. He's funny¹.




1b. Answer the questions.

1. How old is Tanya?
2. Where's Tanya from?
3. What colour is her hair?
4. What colour are her eyes?
5. Has Tanya got a mum?
6. Has Tanya got a dad?

¹ funny – смешны

7. Has Tanya got a sister?
8. How old is she?
9. Has Tanya got a brother?
10. What's his name?
11. How old is he?



2.  Do the project “My family”. Зробі праект «Мая сям'я».

- Write about your family. Напішы пра сваю сям'ю.
- Draw your family or stick photos. Намалюй сваю сям'ю або прыклей фотаздымкі.
- Tell your class about your family. Раскажы класу пра сваю сям'ю.

Lesson 10. How old is he?

1a.  Listen, read and answer. Who's Lucky's friend? Хто сябра Лакі?



Lucky: What's your name?
Susie: Susie. What's your name?
Lucky: I'm Lucky.
Lucky: How old are you?
Susie: I'm four. How old are you?
Lucky: I'm two.

Lucky: Have you got a sister?

Susie: Yes, I have. Her name's Kitty. She's beautiful. She's got long white hair and big blue eyes. She's got little ears and a little pink nose.

Lucky: How old is she?

Susie: She's four.



3



Susie: Have you got a sister?

Lucky: No, I haven't.

Susie: Have you got a brother?

Lucky: No, I haven't.

Lucky: I've got a friend. He's got brown hair. He's got blue eyes. He's nice.

Susie: Look! Your friend!

4



5



Lucky: No. This is my friend. His name's Mike.

Susie: How old is he?

Lucky: Oh, Susie!

1b. True or false?

1. Susie is four.
2. Susie has got a brother.
3. Her sister is beautiful.
4. Lucky is four.
5. Lucky has got a brother.
6. Lucky has got a sister.
7. Mike has got brown eyes.

1c. Choose a role and read.

1d. Act out.

2. Speak about your friend. Don't say his / her name. Let your classmates guess his / her name.

3. Speak to your new classmate.

Model. A: What's your name?

B: I'm Anton. What's your name?

A: I'm Dasha.

B: How old are you?

A: I'm seven. How old are you?

B: I'm eight.

A: Have you got a sister?

B: No, I haven't. Have you got a sister?

A: Yes, I have.

B: What's her name?

A: Her name's Palina.

UNIT 4. Our pets.

Lesson 1. In a pet shop.

1. Picture dictionary.

			
a budgie	a goldfish	a guinea-pig	a tortoise
			
a kitten	a puppy	a rat	

2. Letter secrets. Listen, read and answer. What's the common sound?

The goldfish and the guinea-pig are big. **g = [g]**

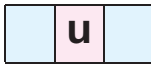




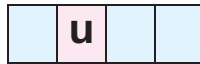
The puppy and the budgie jump on the bus. **u = [ʌ]**

u [ʌ]

b **u** s



j **u** m p



p **u** p p y



3.  Listen and say the chant.

What's this? – It's a dog!




What's this? – It's a frog!

What's this? – It's a cat!



What's this? – It's a rat!


4a.  Listen, read the story and answer. Who's the monster? Кто страшидла?



Liz: What's this, Mrs Read?

Mrs Read: It's a guinea-pig.





Liz: Look! It's a tortoise.

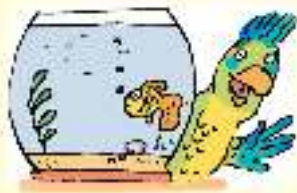
Mike: It's a goldfish.



Liz: Is it a parrot, Mrs Read?

Mrs Read: No, it's a budgie.

Mike: What's this? A monster?



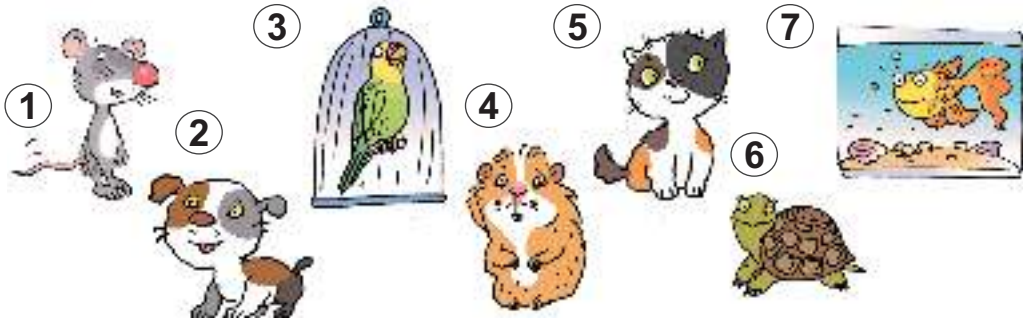
Peter: No, it's me, Peter!
Ha-ha-ha!

4b. Choose a role and read.

4c. Act out the story.

5.  What's this? Look and write the answer.

Model. 1. – It's a rat.



Lesson 2. Our pets.

1.  Picture dictionary.



2a. Count the pets.

2b.  Listen and point to the picture.

– Look! I've got four hamsters.





– I’ve got three parrots.



– I’ve got two rabbits. And you?



– I’ve got a snake. Look!

All: A snake? Oh, no! No!

2c. Choose a role and read.

3. 🔍 Grammar secret.

one cat – two cats

[z-zzzz]



[s-ssss]



[ɪz]



hamsters

dogs

frogs

rabbits


parrots

cats

foxes

boxes

tortoises

4a.  Listen and sing the song “Ten funny¹ little rabbits”.



One funny, two funny,
three funny little rabbits,
Four funny, five funny,
six funny little rabbits,
Seven funny, eight funny,
nine funny little rabbits,
Ten funny little rabbits.



4b. Make up your song.

5a. Speak about your pets.

a kitten – three kittens a puppy – two puppies

a goldfish – four goldfish

Model. A: I’ve got a kitten.

B: I’ve got three puppies.

5b. Play “A memory game”. Speak about your class.

Model. Natasha’s got a cat. Vova’s got a dog.

¹ funny – смешная

5c. Count pets in your class.

Model. We've got 5 dogs.

6a. Count and write.

Model. two kittens



... kittens, ... parrots, ... puppies, ... goldfish.

6b. Write sentences.

Model. He's got two kittens.

Lesson 3. I want¹ a pet.

1. Listen and say the chant.



Have you got a parrot?
Have you got a frog?
Have you got a tortoise?
Have you got a dog?

¹want – хачу

I haven't got a parrot.
 I haven't got a frog.
 I haven't got a tortoise.
 I haven't got a dog.



Have you got a rabbit?
 Have you got a cat?
 Have you got a goldfish?
 Have you got a rat?

I haven't got a rabbit.
 I haven't got a cat.
 I haven't got a goldfish.
 I haven't got a rat.



I want a pet!

2. 🔍 Grammar secret.

?	Have you got a pet?
+	Yes, I have . I've got a rabbit.
-	No, I haven't . I haven't got a pet.

I've = I have

**haven't =
have not**

3a. Play “A guessing game”.

Model. A: Have you got a budgie?

B: No, I haven't.

A: Have you got a cat?

B: Yes, I have.

A: You're Natasha.

B: Right!¹



Bob



Natasha



Jill



Rob



Tim

3b. Read and guess. Who is speaking?

1. I've got a parrot. It's beautiful. It's got little black eyes. It's red, blue and green. It's funny.

2. And I've got a puppy. Its name's Rusty. It's got brown eyes, a black nose, little ears and grey hair. It's nice.

3c. Look at the pictures and speak about the other pets that you like.

¹ Right! – Правильна!

3d. Look at the pictures and speak about you.

Model. I haven't got a budgie. I haven't got a frog. I've got a cat. My cat is black. It's got yellow eyes. It's got . . .

4a. Look, read and guess the animal.

Model. It's got a small mouth.
It's got a pink nose.
It's got red eyes.
It's got big ears. What is it?



4b. Make up your riddles.


5. EN Ask Liz and write.

Model. 1. Have you got a parrot?



Lesson 4. I can swim.

1. Picture dictionary

 jump	 dance	 swim
 run	 hide	 climb a tree
 walk	 sing	 fly

2. Letter secrets. Listen, read and answer. What's the common sound?



White rabbits can walk and swim. **w = [w]**

3a. 🔍 Grammar secret.



I		
He		walk
She		fly
It	can	hide
We		run
You		dance
They		

3b. 🗣️ Susie, Lucky, Peter and Rose are boastful¹ pets. Listen, read and answer. Who says it? Хто гэ-та гаворыць?

1. I can walk. I can jump and run. I can swim.
2. I can walk. I can jump and run. I can swim.
I can climb trees.
3. I can walk. I can jump and run. I can swim.
I can hide.
4. I can walk. I can jump and run. I can fly.

¹ are boastful – любяць выхваляцца

4a. Find a family for the lost pet.¹ Read and complete the ad² about one of the lost pets.

Take³ the It's little. It's white and brown. It's got long ears and black eyes. It's got a black nose. It's beautiful. It can walk, run and jump. It's funny.



4b. Make up your ad about a lost pet. Who wants to take it? Хто хоча яго ўзяць?

5.  Draw a pet and write about it.

It's a

It can ... and

It can

Lesson 5. I can't climb a tree.

1a.  Listen, point to the picture and read. What can the cat do? What can the dog do?

¹ Find a family for the lost pet. – Знайдзі сям'ю для хатняга выхаванца, які згубіўся.

² ad – рэкламная аб'ява

³ Take – вазьмі(це)

Cat: I can run.
Dog: I can run too.
Peter: I can run!



Cat: I can jump.
Dog: I can jump too.
Peter: I can jump!

Cat: I can climb a tree.
Dog: I can climb a tree too.
Peter: I can climb a tree!



Peter: Ha-ha-ha! You can't climb a tree!
Dog: I can't climb a tree.
But¹ I can swim!

1b. Choose a role and read.

1c. Act out.

¹ But – але

1d.  Grammar secret.

I	can't	climb a tree
He		
She		
It		
We		
You		
They		



2. Play “A guessing game”.

Model. **A:** It can walk and fly. It can run and jump. It can't swim. What is it?

B: It's a budgie.

A: Yes, it is.

✓ = can

✗ = can't

	walk	run	jump	swim	fly
A budgie	✓	✓	✓	✗	✓
A kitten	✓	✓	✓	✓	✗
A goldfish	✗	✗	✗	✓	✗
A tortoise	✓	✗	✗	✓	✗
A snake	✗	✗	✗	✓	✗

3a. What's wrong?¹. Read and write the answer.

Model. A tortoise can't fly.



A tortoise can walk. It can swim. It can hide. It can fly. It can't run.

A parrot can fly. It can walk. It can't jump. It can't swim.



A goldfish can swim. It can jump. It can run. It can't sing.

A puppy can jump. It can run. It can't walk. It can swim.



3b. Write the answers.

Lesson 6. Can you swim?

1. Listen, read and sing the song.

Can you fly like²a parrot?
Can you swim like a dog?



¹ What's wrong? – Што няправільна?

² like – як

Can you hide like a mouse?
Can you jump like a frog?



Can you walk like a cat?
Can you run like a rabbit?



Can you dance like a hamster?
Can you sing like a parrot?



I can, you can, he can, she can, we can,
they can, too.

2. Grammar secret.

can't = cannot

?	Can a dog swim?		Can a parrot swim?
+	Yes, it can . A dog can swim.	-	No, it can't . A parrot can't swim.

3. Express surprise¹ and correct the sentences.

Model. 1. Budgies can swim. – Can budgies swim?
No, budgies can't swim.



¹ Express surprise – выкажи здіюленне

1. Budgies can swim.
2. Hamsters can fly.
3. Snakes can walk.
4. Tortoises can jump.
5. Goldfish can run.

4a.  Listen to the children. Guess their pets.

Model. He's got a dog.

4b. Read and match with the picture.



1. My pet is little. It's green. It can jump and swim. It can't walk or run.

2. My pet is little. It's green, blue and yellow. It can fly. It can sing.

3. My pet is little. It's green, brown and black. It can walk and hide. It can swim. It can't jump or fly.

4. My pet is big. It's black and white. It's got brown eyes. It's got long ears. It can walk and run. It can jump and swim.

5. Play "A guessing game" in pairs.

Model:

Can it	run? jump? walk? swim? fly?	Yes, it can. No, it can't.
--------	---	-------------------------------



Is it	big? little? brown? green? white?	Yes, it is. No, it isn't.
-------	---	------------------------------

It's a	rat. hamster.	Wrong! Right!
--------	------------------	------------------

6. Complete the sentences.

swim fly walk black yellow

I've got a beautiful budgie. It's green and (1) It's got little (2) ... eyes. It can (3) ... and (4) It can't (5)

Lesson 7. Animal shelter.¹

1. Listen, read and say the chant.

Has he got a cat?

He hasn't got a cat.

Has he got a rat?

He hasn't got a rat.

Has he got a dog?

He hasn't got a dog.

Has he got a frog?

He hasn't got a frog.



He's got a little budgie.

It's yellow, green and blue.

He loves his little budgie.

His budgie loves him too.

¹ Animal shelter. – Прытулак для жывёл.

2. 🔍 Grammar secret.

?	Has he got a cat?	Has she got a cat?
+	Yes, he has . He's got a cat.	- No, she hasn't . She hasn't got a cat.
he's = he has		hasn't = has not

3a. 🎧 Listen and say the number¹.



3b. Read and say the number of the pet.

A. It's brown. It's got long ears and a big mouth. It's got a black nose. It can jump and run. It can swim. It can't fly. Help me find my pet.²

¹ say the number – назаві нумар

² Help me find my pet. – Дапамажы мне знайсці майго любімца.

B. It's grey. It's got long ears and a little mouth. It's got little black eyes. It's got a pink nose. It can jump and run. It can't swim. It can't fly. Help me find my pet.

C. It's yellow and brown. It's got little ears and a little mouth. It's got a little nose. It can walk and swim. It can't jump or run. It can't fly. Help me find my pet.

D. It's grey and white. It's got little ears and a little mouth. It's got a pink nose. It can walk, jump and run. It can swim. It can climb a tree. It can't fly. Help me find my pet.

3c. Choose a pet and speak about it. Which pet do you want to adopt? Якога любімца ты хочаш узяць?

4.  Complete the text and write it. Which pet is it?

little jump long green fly swim

It's blue, (1) ..., black and white. It's little. It's got little ears and a (2) ... mouth. It's got a (3) ... nose. It can walk, (4) ... and run. It can't (5) It can (6) Help me find my pet.



Lesson 8. My big pet shop.

1a.   Letter secrets. Listen, read and answer.
What's the common sound?

No, Rose! Don't go! **o = [əʊ]**



Tom's got a dog. Bob's got
a frog. **o = [ɒ]**

1b. Look and guess why the letter Oo is [əʊ] and [ɒ].

Oo

[əʊ]		[ɒ]	
g o	n o s e	g o t	l o n g
<input type="text"/> o <input type="text"/>	<input type="text"/> o <input type="text"/> e <input type="text"/>	<input type="text"/> o <input type="text"/>	<input type="text"/> o <input type="text"/> <input type="text"/>
no	Rose	dog	Compy

2a. Read the words. What do they mean?



stand



little place



bump



sad



pat



hand



jump



happy




make



go



stop

2b.  Listen, read and answer. When are the pets happy? Калі хатнія выхаванцы шчаслівыя?



I've got a pet shop, and
I haven't got place to stand
With a parrot, a rabbit, a cat,
A hamster, a snake and a rat!

I've got a pet shop, but
I go bump, bump, bump
Into the parrot, the rabbit, the cat,
The hamster, the snake and the rat!



Look! My pets are sad!
It's bad my pets are sad¹ ...
What's that?²
What's that?



I make a big pet shop,
And I pat my pets,
and I pat them³,
I pat them and don't stop!

I pat with my hand
My parrot, my rabbit, my cat,
My hamster, my snake and my rat!
And it isn't bad!



Look! What's that?
My pets aren't sad.
What's that?
What's that?

¹ It's bad my pets are sad... – Дрэнна, што мае хатнія выхаванцы сумуюць...

² What's that? – Што гэта?

³ I pat them – Я іх гладжу



The parrot, the rabbit, the cat,
The hamster, the snake and the rat
Are happy in the big pet shop!
They jump and they don't stop!

2c. Number the sentences in the correct order.

Model. 1 – B, ...

- A. The pets are sad in the little pet shop.
- B. He's got six pets in his pet shop.
- C. He makes a big pet shop.
- D. He bumps into the pets.
- E. The pets are happy in the big pet shop.
- F. He pats his pets.

2d.  Read in pairs. Listen and check.

2e. Read expressively. Have a phonetic contest.

**3. Make up your poem. Choose from the words kit-
ten, tortoise, goldfish, puppy, budgie and the
rhyming words cat, rat.**

**4. Write 4 lines of your poem. Напиши 4 рядкі свай-
го верша.**

Lesson 9. Project “My pet”.

1. Read and guess. What’s Susie’s favourite pet? Які ў Сьюзі любімы хатні выхаванец?

Susie: Hi, Lucky!

Lucky: Hello, Susie! What’s this?

Susie: It’s my pet. Guess it!

Lucky: OK. Has it got long ears?

Susie: No, it hasn’t.

Lucky: Has it got a big mouth?

Susie: No, it hasn’t.

Lucky: Is it brown?

Susie: No, it isn’t. It’s red.

Lucky: Can it jump and walk?

Susie: No, it can’t.

Lucky: Can it swim?

Susie: Yes, it can.

Lucky: Can it fly?

Susie: No, it can’t.

Lucky: Is it a ...?



2. Play a guessing game.

Help box

Has it got ... ? – Yes, it has. / No, it hasn’t.

Is it ...? – Yes, it is. / No, it isn’t.

Can it ...? – Yes, it can. / No, it can’t.

3. Read about Mr Compy's favourite pet and guess it.



I've got a pet. Its name's Winnie.
It's two. It's little. It's yellow and
brown.

It's got little ears, little black eyes
and a pink nose.

It can run and walk. It can hide.
It can't swim. It can't fly. It's funny.

4. 📁 Make a project "My pet".

a. Draw your favourite pet. Намалюй свайго
любiмага хатняга выхаванца.

b. Write a riddle about it. Напишы загадку
пра яго.

Lesson 10. Christmas presents.¹

1. Talk to Santa Claus.

What's your name?

What's your surname?

How old are you?

¹ Christmas presents. – Калядныя падарункі.

What's your mum's name?
What's your dad's name?
Have you got a cat?
Have you got a goldfish?
Can you dance? Dance!
Can you sing? Sing!



2. Count.

11 eleven	12 twelve	13 thirteen	14 fourteen	15 fifteen
16 sixteen	17 seventeen	18 eighteen	19 nineteen	20 twenty

3a. Count. How many lost presents?¹



3b. Read and match. What's wrong?

2 zebras, 5 puppies, 3 kittens, 4 rabbits, 8 frogs.

4. Help Santa Claus find the presents. Speak about them.²

Model. Pupil: I've got a present. It's little. It's green. It can jump and swim.

Santa Claus: It's a frog.

Pupil: Here you are.

Santa Claus: Thank you.

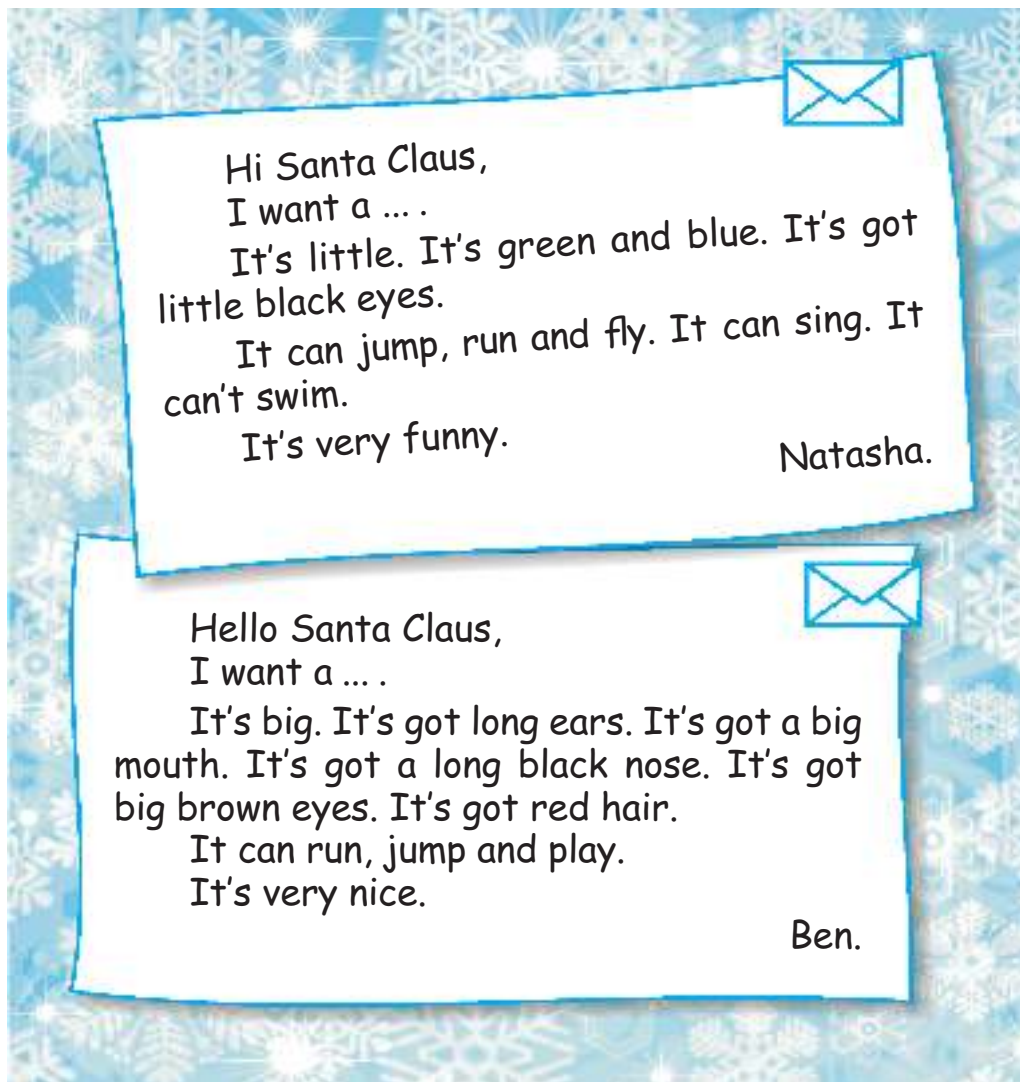
¹ How many lost presents? – Колькі згублених подарункаў?

² Help Santa Claus find the presents. Speak about them. – Дапамажы Санта Клаусу знайсці подарункі. Раскажы пра іх.

5. Read the letters and say:

Natasha wants¹ ...

Ben wants ...



¹wants – хоча

6. Look, read and answer. What presents has Natasha got? What presents has Ben got?



7. 🎵 Sing the song.



We wish you a merry Christmas!
We wish you a merry Christmas!
We wish you a merry Christmas
And a Happy New Year¹!

¹ Happy New Year – щасливага Новага года

Vocabulary. / Слоўнік.

Aa

***acorn** – жолуд
Africa – Афрыка
Alice – Аліса
***Alyonushka** – Алёнушка
America – Амерыка
and – і
apple – яблык

Bb

baby – дзіця
Belarus – Беларусь
big – вялікі
black – чорны
blue – блакітны
book – кніга
boy – хлопчык
Britain – Вялікабрытанія
brother – брат
brown – карычневы
budgie – хвалісты папугайчык
***bus** – аўтобус

Cc

Can a dog swim? – Сабака ўмее плаваць?

cat – кот

***Chipollino** – Чыпаліна

***cinema** – кіно

***Gingerbread Man** – Пернікавы чалавечак

climb a tree – залезці на дрэва

close – зачыняць

computer – камп'ютар

***count** – лічыць

Dd

dad – тата

dance – танцаваць

***Do you like milk?** – Ты любіш малако?

dog – сабака

draw – маляваць

Ee

ears – вушы

egg – яйка

***Egypt** – Егіпет

eight – восем

eighteen – восемнаццаць

elephant – слон

eleven – адзінаццаць
exercise-book – сшытак
eyes – вочы

Ff

family – сям’я
fifteen – пятнаццаць
fish – рыба
five – пяць
fly – лятаць
four – чатыры
fourteen – чатырнаццаць
fox – ліса
***friend** – сябар, сябра
***frog** – жаба
***funny** – смешны

Gg

giraffe – жырафа
girl – дзяўчынка
give – даваць
goldfish – залатая рыбка
***good** – добры
grandad – дзядуля
granny – бабуля
green – зялёны

grey – шэры
guinea-pig – марская свінка

Hh

hair – валасы
hamster – хамяк
***happy** – шчаслівы
Have you got a cat? – У цябя ёсць кот?
he – ён
He's got black hair. – У яго чорныя валасы.
hello – прывітанне
***help** – дапамогаць
her – яе
hi – прывітанне
hide – хавацца
his – яго
***horse** – конь
***hot dog** – хот-дог
How are you? – Як справы?
How is your mum? – Як твая мама?
***How many?** – Колькі?
How old are you? – Колькі табе гадоў?

Ii

I – я
I can run. – Я ўмею бегаць.

I can't jump. – Я не ўмею скакаць.
ice cream – марожанае
***I don't like fish.** – Я не люблю рыбу.
I haven't got a parrot. – У мяне няма папугая.
***igloo** – іглу (ледзяны дом эскімосаў)
***I like sweets.** – Я люблю цукеркі.
I'm / He's / She's / You're / They're from America. – Я / Ён / Яна / Ты (Вы) / Яны з Амерыкі.
I'm eight. – Мне восем гадоў.
I'm fine / OK. – У мяне ўсё добра.
***I'm sorry.** – Прабачце мне.
I've got a mum. – У мяне ёсць мама.
in – у

Jj

***jam** – варэнне, джэм
jump – скакаць

Kk

kitten – кацяня, кацянё

Ll

***lemon** – лімон
***letter** – літара
***Lillebror (Little Brother)** – Малыш

listen – слухаць
little – маленькі
long – доўгі
***look** – глядзець

Mm

***mouse** – мышка
mouth – рот
mum – мама
my – мой

Nn

name – імя
nine – дзевяць
nineteen – дзевятнаццаць
no – не
nose – нос
***nut** – арэх

Oo

on – на
one – адзін
***open** – адкрываць
orange – аранжавы; апельсін
***oval** – авал; авальны

Pr

parrot – папугай
pen – ручка
pencil – аловак
pet – любімая жывёліна
***pig** – свіння
pink – ружовы
***Pinocchio** – Бураціна
***Pippi** – Пэпі Доўгаяпанчоха
play – гуляць
please – калі ласка
***point** – указваць
puppy – шчаня, шчанё
purple – фіялетаваы
put – класці

Qq

***queen** – каралева

Rr

rabbit – трус
rat – пацук
read – чытаць
red – чырвоны
run – бегаць

***rocket** – ракета

Ss

seven – сем

seventeen – сямнаццаць

she – яна

She's not very well. – Яна не вельмі добра сябе адчувае.

She's very well. – У яе ўсё вельмі добра.

short – кароткі

sing – спяваць

sister – сястра

sit down – садзіцца, сядзець

six – шэсць

sixteen – шаснаццаць

***sleep** – спаць

snake – змяя

***sound** – гук

***speak** – гаварыць

speak English – гаварыць па-англійску

stand up – уставаць

swim – плаваць

Tt

take – браць, узяць

***telephone** – тэлефон

ten – дзесяць
thanks, thank you – дзякуй
they – яны
thirteen – трынаццаць
This is my dad. – Гэта мой тата.
three – тры
tortoise – чарапаха
twelve – дванаццаць
twenty – дваццаць
two – два

Uu

***umbrella** – парасон
***uniform** – форма

Vv

***vase** – ваза

Ww

walk – хадзіць, гуляць; прагулка
***we** – мы
***What colour?** – Якога колеру?
What's this? – Што гэта?
What's your / his / her name? – Як цябе / яго / яе завуць?

What's your phone number? – Які нумар твайго
тэлефона?

Where are you from? – Адкуль ты?

white – белы

***window** – акно

write – пісаць

Yy

yellow – жоўты

yes – так

you – ты, вы

your – твой, ваш

yummy – смачны

Zz

***zebra** – зебра

Словы, якія абазначаны зорачкай, даюцца для разумення, а не для ўжывання.

Instructions. / Інструкції.

1. Act out. – Разыграйце па ролях.
2. Answer. – Адкажы.
3. Ask. – Спытайся.
4. Ask questions. – Задай пытанні.
5. Check. – Правер.
6. Choose a role and read. – Выберы ролю і пра-чытай.
7. Complete the sentences. – Дапоўні сказы.
8. Count. – Палічы.
9. Do a project. – Зрабі праект.
10. Do the sums. – Рашы прыклады.
11. Draw. – Намалюй.
12. Grammar secret. – Граматычны сакрэт.
13. Guess. – Адгадай.
14. Guess the riddles. – Адгадай загадкі.
15. Letters and sounds. – Літары і гукі.
16. Letter secrets. – Сакрэты літар.
17. Listen. – Паслухай.
18. Look. – Паглядзі.
19. Make up your rhyme / your riddles / your song. – Прыдумай верш / загадкі / песню.
20. Match. – Знайдзі пару.
21. Number. – Пранумаруй.

22. Picture dictionary. – Слоўнік у малюнках.
23. Play “A guessing game”. – Пагуляй у гульнію «Адгадай».
24. Play “A memory game”. – Пагуляй у гульнію «Ты памятаеш?».
25. Point. – Пакажы.
26. Present your project. – Пакажы свой праект.
27. Read the words. – Прачытай словы.
28. Role play. – Ролевая гульня.
29. Say. – Скажы.
30. Say the chant / the rhyme. – Раскажы рыфмоўку / верш.
31. Sing the song. – Праспявай песню.
32. Speak about you. – Раскажы пра сябе.
33. Speak to your classmate. – Пагавары са сваім аднакласнікам.
34. Think of – Прыдумай
35. Write the answer. – Напішы адказ.
36. Write (the) letters. – Прапішы літары.
37. Write (the) sentences. – Напішы сказы.
38. Write the words. – Напішы словы.

Вучэбнае выданне

**Лапіцкая Людміла Міхайлаўна
Калішэвіч Ала Іванаўна
Сеўрукова Таццяна Юр’еўна
Седунова Наталля Міхайлаўна**

АНГЛІЙСКАЯ МОВА

Вучэбны дапаможнік для 3 класа устаноў агульнай сярэдняй адукацыі
з беларускай мовай навучання

З электронным дадаткам

У 2 частках

Частка 1

Рэдактар *Л.Д. Касьянава*. Мастацкі рэдактар *К.Э. Агуновіч*. Тэхнічны рэдактар *Н.А. Лебядзевіч*. Карэктары *Л.Д. Касьянава, Т.К. Хваль*. Камп’ютарная вёрстка *А.М. Бабянквой*. Падысана ў друк 29.05.2018. Фармат 70×90/16. Папера афсетная. Гарнітура «SchoolBook». Афсетны друк. Ум. друк. арк. 10,53 + 0,29 (форз.). Ул.-выд. арк. 4,25 + 0,25 (форз.) + 4,0 (электрон. дадатак). Тыраж 8941 экз. Заказ 670.

Рэспубліканскае ўнітарнае прадпрыемства «Выдавецтва “Вышэйшая школа”». Пасведчанне аб дзяржаўнай рэгістрацыі выдаўца, вытворцы, распаўсюджвальніка друкаваных выданняў № 1/3 ад 08.07.2013. Пр. Пераможцаў, 11, 220004, Мінск. e-mail: market@vshph.com <http://vshph.com>
Адкрытае акцыянернае таварыства «Паліграфкамбінат імя Я. Коласа». Пасведчанне аб дзяржаўнай рэгістрацыі выдаўца, вытворцы, распаўсюджвальніка друкаваных выданняў № 2/3 ад 04.10.2013. Вул. Каржанеўскага, 20, 220024, Мінск.

(Назва ўстановы агульнай сярэдняй адукацыі)

Навучальны год	Імя і прозвішча вучня	Клас	Стан вучэбнага дапаможніка пры атрыманні	Адзнака вучню за карыстанне вучэбным дапаможнікам
20 /				
20 /				
20 /				
20 /				
20 /				

Вучэбны дапаможнік выдадзены за кошт сродкаў дзяржаўнага бюджэту для фондаў бібліятэк па заказе Міністэрства адукацыі Рэспублікі Беларусь.

Правообладатель Вышэйшая школа

CLASSROOM LANGUAGE

Stand up.



Sit down.



Point.



Sing.



Draw.



Open.



Close.



Read.



Write.



Speak.



Take.



Put.



I'm sorry I'm late.



Can I go out?



Listen.

