

4

English 4

Pupil's Book 1

English

Pupil's Book 1



CD-ROM inside

2019

Англійская мова

Вучэбны дапаможнік для 4 класа
ўстаноў агульнай сярэдняй адукацыі
з беларускай мовай навучання

З электронным дадаткам

У 2 частках
Частка 1

*Датушчана Міністэрствам адукацыі
Рэспублікі Беларусь*



МІНСК
«ВЫШЭЙШАЯ ШКОЛА»
2019

Правообладатель Вышэйшая школа

УДК 811.111(075.3)
ББК 81.2Англ-922
А64

Аўтары: *Л.М. Ланіцкая, А.І. Калішэвіч, Т.Ю. Сеўрукова, Н.М. Седунова*

Рэцэнзенты: кафедра англійскай мовы прыродазнаўчых факультэтаў Беларускага дзяржаўнага ўніверсітэта (старшы выкладчык кафедры *В.В. Брыч*); настаўнік англійскай мовы вышэйшай кваліфікацыйнай катэгорыі дзяржаўнай установы адукацыі «Сярэдняя школа № 219 г. Мінска» *Ц.Ул. Кабуш*

Умоўныя абазначэнні



Ваш памочнік у вывучэнні англійскай мовы



Аўдыязапіс



Настольная гульня



Слоўнік у малюнках



Граматычны сакрэт



Сакрэты літар



Урок прэзентацыі праекта



Дамашняе заданне



Дзейнік



Дзеяслоў **be**



Дапаможны дзеяслоў



Дзеяслоў, які абазначае дзеянне



Пытальнае слова



Электронны адукацыйны рэсурс
e-vedy.adu.by

ISBN 978-985-06-3109-1 (ч. 1)
ISBN 978-985-06-3108-4

© Афармленне. УП «Выдавецтва
«Вышэйшая школа»», 2019

Contents

UNIT 1. My friend.	4
UNIT 2. My family	33
UNIT 3. Daily life	62
UNIT 4. A day off	89
UNIT 5. Pet of the family (lessons 1–5)	119
Vocabulary	136

Unit 1

My friend

Lesson 1. A new friend¹

1a. 🎧 Liz and Mike have a new friend. Listen, read and answer: What's his name? Where's he from?

Mike: Hello! What's your name?

Twinky: Twinky-twinky-twinky.

Liz: Where are you from?

Twinky: Twinky-twinky-twinky.

Mike: They're funny.

Twinky: They are funny.

Mrs Read: Aha! He's Mike.

Twinky: He is Mike.

Mrs Read: She's Liz.

Twinky: She is Liz.

Mrs Read: I'm Mrs Read.

Twinky: I am Twinky.

All: Hello, Twinky!

Mike: This is Lucky.

Liz: This is Susie.

Twinky: This is Floppy.

Children: We're from Britain.

Twinky: We are from Twinkyland.



¹ A new friend – новы сябар

1b. Choose a role and read.

2.   Grammar revision.

The verb to be Дзеяслоў быць

+	-
<p>Ⓘ <u>am</u> happy. <u>He</u> (<u>She</u>, <u>It</u>) <u>is</u> happy. <u>We</u> (<u>You</u>, <u>They</u>) <u>are</u> happy. am = 'm is = 's are = 're</p>	<p>Ⓘ <u>am</u> not happy. <u>He</u> (<u>She</u>, <u>It</u>) <u>is not</u> happy. <u>We</u> (<u>You</u>, <u>They</u>) <u>are not</u> happy. am not = 'm not is not = isn't are not = aren't</p>
?	Short answers + / -
<p><u>Are</u> (<u>you</u>) happy? Is <u>he</u> (<u>she</u>, <u>it</u>) happy? <u>Are</u> <u>they</u> happy?</p>	<p>Yes, Ⓘ <u>am</u>. / Yes, <u>we are</u>. No, Ⓘ <u>'m not</u>. / No, <u>we aren't</u>. Yes, <u>he</u> (<u>she</u>, <u>it</u>) <u>is</u>. No, <u>he</u> (<u>she</u>, <u>it</u>) <u>isn't</u>. Yes, <u>they are</u>. No, <u>they aren't</u>.</p>

3. 🎧 Sing the song.

Are you happy, are you happy?

Yes, I am, yes, I am.

Is he happy, is he happy?

Yes, he is, yes, he is.

Is she happy, is she happy?

Yes, she is, yes, she is.

I am, you are, he is, she is,

we are friends!

Are you happy, are you happy?

Yes, we are, yes, we are.

Are we happy, are we happy?

Yes, we are, yes, we are.

Are they happy, are they happy?

Yes, they are, yes, they are.

I am, you are, he is, she is, we are friends!



4a. Play a matching game and answer: How old are they?

Model. A: How old is Mikita? – B: He's 10.



Mikita



Mike



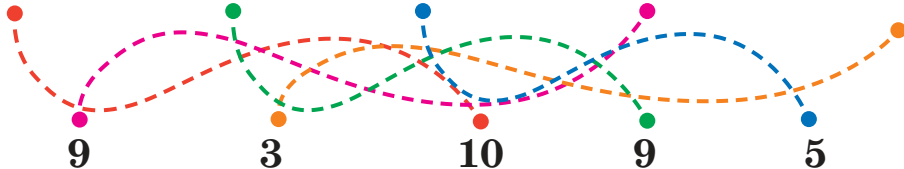
Twinky



Liz



Floppy



4b. A reporter interviews Liz and the children for a TV programme. **A** is the reporter, **B** is a character.

Model. **A:** What's your name?

B: I'm Liz.

A: Where are you from?

B: I'm from Britain.

A: How old are you?

B: I'm 9. I've got a lot of friends.

A: Wow! ... What are their names?








5a. Play a memory game. Speak about the characters.

Model. Liz is from Britain. She's 9.

5b.  Write about the characters.

6a.  Letters and sounds.

Aa	Bb	Cc	Dd	Ee
				
[eɪ] [æ]	[b]	[s] [k]	[d]	[i:] [e]

6b. Read the transcription.

[e] [æ] [i:] [b] [s] [eɪ] [k] [d]

Lesson 2. Mike's friends

1a. 🎧 Mike meets a new friend. Listen, read and answer:
Where's Nastsya from?

Nastsya: Hello! How are you?

Mike: I'm fine, thanks. How are you?

Nastsya: I'm OK. What's your name?

Mike: My name's Mike. What's your name?

Nastsya: My name's Nastsya. How old are you?

Mike: I'm 9. How old are you?

Nastsya: I'm 10. Where are you from?

Mike: I'm from Britain. Where are you from?

Nastsya: I'm from Belarus.

Mike: Let's play!

Nastsya: That's a good idea!




1b. Choose a role and read.

1c. Act out.

2. 📄 🎮 Picture dictionary.



good



bad



nice



naughty



kind



clever



funny



lazy

3a.  Mike writes about his friends on Facebook. Listen, read and answer: What are Mike's friends' names?



Hello! My name's Mike. I'm from Britain. Look at my friends!

This is Twinky. He's 5. He's from Twinkyland. He's funny. He's a good friend.

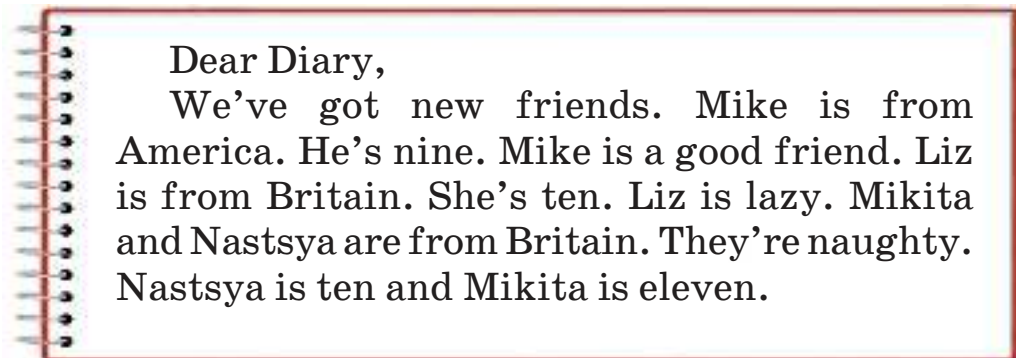


This is Liz. She's 9. She's from Britain. She's nice.

Mikita and Nastsya are my friends from Belarus. Mikita is 10. He's clever. Nastsya is 10. She's very kind.



3b. Read and correct the mistakes in Floppy's diary¹.



Model. Mike isn't from America. He's from Britain.

4a. Role play. Twinky is a reporter. He asks you about your friend.



Have you got a friend, Sasha?

What's his / her name?

How old is he / she?

Where's he / she from?

Is he / she nice (kind / naughty / clever / funny / lazy)?

Is he / she a good friend?

4b. Twinky speaks about your class in his Cosmos TV programme.

Model. Hi! I've got a lot of friends. This is Sasha.
Sasha's got a friend. His name's Vanya. ...

¹diary ['daɪəri] – дзённік

4c.  Write about your friend.

5a.  Letters and sounds.

Ff
↓
[f]

Gg
↙ ↘
[dʒ] [g]

Hh
↓
[h]

Ii
↙ ↘
[aɪ] [ɪ]

Jj
↓
[dʒ]

5b. Read the transcription.

[g] [e] [h] [æ] [i:] [dʒ] [b] [s] [ɪ] [aɪ] [eɪ] [k] [d] [f]



Тэматычны тэст 1 “My friend”. Match the opposites.

Lesson 3. He’s got fair hair

1.   Picture dictionary.



2.   Grammar revision.


The verb have got / has got
Дзеяслоў мець

+	-
<p>Ⓘ We (You, They) <u>have</u> <u>got</u> a friend.</p> <p>Ⓗ (She, It) <u>has</u> <u>got</u> a friend.</p> <p>have got = 've got has got = 's got</p>	<p>Ⓘ We (You, They) <u>have not</u> <u>got</u> a friend.</p> <p>Ⓗ (She, It) <u>has not</u> <u>got</u> a friend.</p> <p>have not = haven't has not = hasn't</p>
?	Short answers + / -
<p><u>Have</u> (we) (you, they) <u>got</u> a friend?</p> <p>Has <u>he</u> (<u>she</u>, <u>it</u>) <u>got</u> a friend?</p>	<p>Yes, (we) (I, they) <u>have</u>.</p> <p>No, (we) (I, they) <u>haven't</u>.</p> <p>Yes, <u>he</u> (<u>she</u>, <u>it</u>) <u>has</u>.</p> <p>No, <u>he</u> (<u>she</u>, <u>it</u>) <u>hasn't</u>.</p>

3. Look at your classmates. Make up a riddle about one of them.

Model. A: It's a girl. She's tall. She's got long hair.
She's got blue eyes. She's nice.
B: It's Masha.
A: Right!

4a. The children are on a picnic. Look and read their names.



4b.  Listen and answer: Where is Jill's friend?

4c. Make up riddles about the children (see the Model in ex. 3).

4d. Twinky speaks about the children. Correct the mistakes.

Model. 1. Pat hasn't got long hair. She's got short hair.
2. Scarlet isn't a boy. Scarlet is a girl.

1. Pat has got long hair. 2. Scarlet is a boy. 3. Molly and Brat have got green eyes. 4. Harry has got a long nose. 5. Scarlet and Al have got big ears. 6. Beth has got dark hair. 7. Brat is a tall boy. 8. Al and Dan are girls.

5a. Letters and sounds.

Kk

↓
[k]

Ll

↓
[l]

Mm

↓
[m]

Nn

↓
[n]

Oo

↙ ↘
[əʊ] [ɒ]

5b. Read the transcription.

[l] [l] [aɪ] [eɪ] [k] [d] [m] [n] [ɒ] [g] [e] [h] [æ]
[s] [f] [əʊ] [i:] [dʒ] [b]

6. Write a riddle about your classmate.



ТЭМАТЫЧНЫ ТЭСТ 1 “My friend”. Match the pictures to the words.

Lesson 4. My friend can roller-skate

1. Picture dictionary.



roller-skate ['rəʊləskeɪt]



ride a bike

2a.  Listen, read and answer: Can Twinky draw?

Liz: Listen, Twinky. I can sing! Can you sing?

Twinky: No, I can't.

Liz: I can dance. Can you dance?

Twinky: No, I can't.

Liz: I can roller-skate. Can you roller-skate?

Twinky: No, I can't.

Liz: I can ride a bike. Can you ride a bike?


Twinky: No, I can't.

Liz: What can you do?

Twinky: I can draw. Look! I can draw you!

Liz: Oh, no! You can't draw, Twinky!

Twinky: Yes, I can.



2b. Make up true sentences about Liz and Twinky.

Twinky | can | draw / sing / ride a bike.

Liz | can't | swim / roller-skate / dance.

3.   Grammar revision.

The verb can

Дзеяслоў магчы, умець

+	-
<p><u>I</u> (<u>We</u>, <u>You</u>, <u>They</u>, <u>He</u>, <u>She</u>, <u>It</u>) <u>can</u> <u>swim</u> .</p>	<p><u>I</u> (<u>We</u>, <u>You</u>, <u>They</u>, <u>He</u>, <u>She</u>, <u>It</u>) <u>can't</u> <u>swim</u> .</p>
?	Short answers + / -
<p><u>Can</u> <u>I</u> (<u>we</u>, <u>you</u>, <u>they</u>, <u>he</u>, <u>she</u>, <u>it</u>) <u>swim</u> ?</p>	<p>Yes, <input type="radio"/> <u>can</u> . No, <input type="radio"/> <u>can't</u> .</p>

4. Speak to your classmate.

Model. A: What can you do?
B: I can ski.

A: What can't you do?
B: I can't draw.



ride a bike, roller-skate, climb a tree, ski, skate, dance, draw, swim, sing, play football, read, speak English

5a. Class survey¹. Ask all your classmates one question.

Model. A: Can you roller-skate?
B: Yes, I can.
C: No, I can't.

¹survey – апытанне

5b. Report to the class.

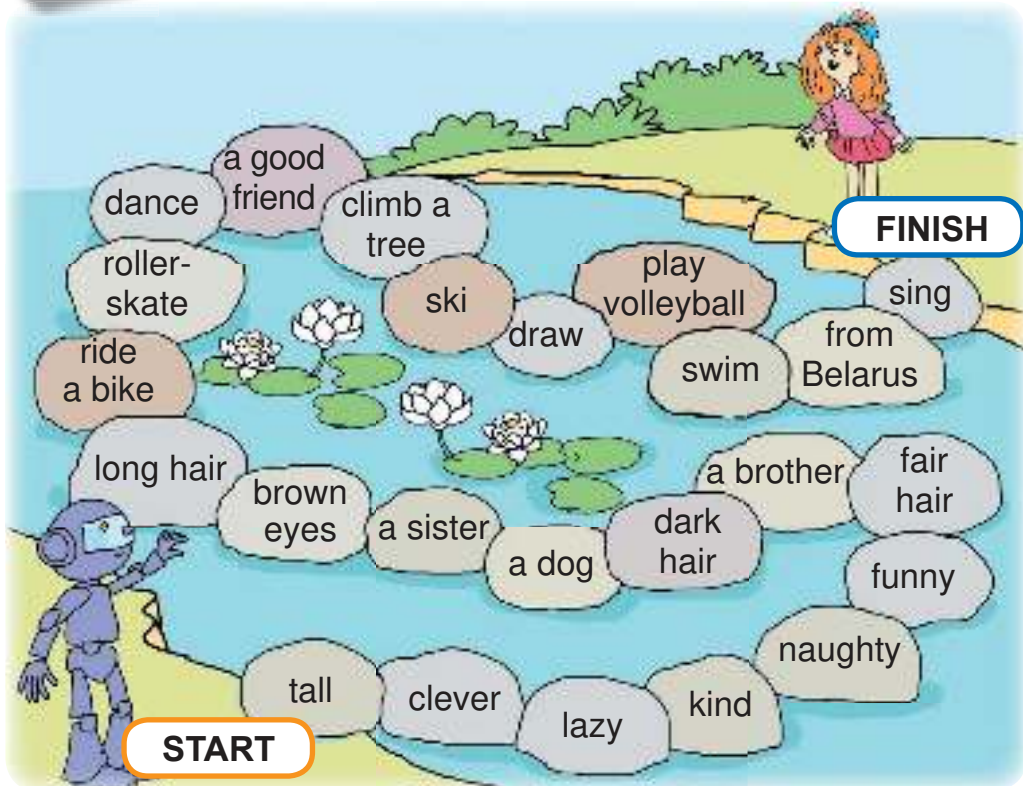
Model. Five pupils can roller-skate. Four pupils can't roller-skate.

6a. Board game. Make up true sentences about your friend.

Model. My friend **isn't** tall. My friend **has got** brown eyes. My friend **can't** climb trees.

Help box

is / isn't, has got / hasn't got, can / can't



6b. Say five facts about your friend.

6c.  Write five true sentences about your friend.

7a.  Letters and sounds.

Pp	Qu / qu	Rr	Ss	Tt	Uu
↓	↓	↓	↓	↓	↙ ↘
[p]	[kw]	[r]	[s]	[t]	[ju:] [ʌ]

7b. Read the transcription.

[p] [f] [əʊ] [i:] [l] [ɪ] [aɪ] [dʒ] [b] [eɪ] [k] [r] [d]
[m] [ʌ] [ju:] [n] [p] [g] [e] [h] [æ] [t] [s] [kw]

Lesson 5. I can swim very well

1a.  Letter secrets.

Vv = [v] Ww = [w]

I can play volleyball and swim very well.

very well



1b. Find the words in the box to match the pictures.



volleyball, swim, very well, clever, Twinky, we, what, where, seven, white, Steve, five, Victor, Eve, warm, walk, sweet, window, windy, favourite, winter, twelve, weather

1c. Help Twinky to read the words with [v], then with [w].

2a. Read Twinky's story about his friend and find him in the picture.

(A)



(B)



(C)



My friend

This is my friend. His name's Rinky. He's from Twinkyland. He's twelve. He's nice and clever. He isn't naughty. He is very tall. He's got no hair. He's got purple

eyes. He's got a big mouth. He's got a long nose and long ears. Rinky likes sweets very much. His favourite season is winter. He likes snowy and windy weather. My friend can't ride a bike or roller-skate. But he can swim and play starball very well. He's a good friend!

2b. Answer the questions.

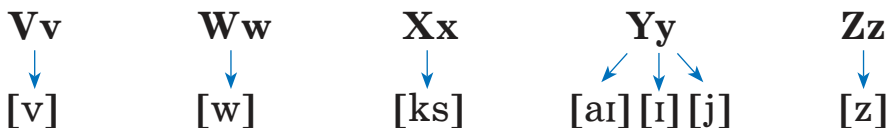
1. Is Rinky from Twinkyland?
2. Is he naughty?
3. Has he got dark hair?
4. Has he got yellow eyes?
5. Has he got a little mouth?
6. Can he roller-skate?
7. Can he play starball?
8. Is winter his favourite season?
9. Is he a good friend?

- A. Yes, he is.
- B. No, he isn't.
- C. Yes, he has.
- D. No, he hasn't.
- E. Yes, he can.
- F. No, he can't.
- G. Yes, it is.

3a. Make up a story about Twinky. Work in pairs. Use ex. 2a.

3b. Write your story about Twinky.

4a. Letters and sounds.



4b. Read the transcription.

[h][æ][t][p][f][əʊ][w][i:] [l][ɪ] [aɪ][dʒ] [j] [b][eɪ][z]
 [k][r][d][m][ʌ] [n] [p][g] [e] [s] [v] [ju:] [ks][kw]

4c. Play the game "I spy".

Model. A: I spy with my little eye something in the picture beginning with [r].

B: Roller skates!



Lesson 6. The more we get together...

1. 🎧 Read the song and sing it to the music.

The more we get together, together, together,

The more we get together, the happier we are.

For your friend is my friend,
And my friend is your friend.

The more we get together, the happier we are.



2. Picture dictionary.



listen to music



watch TV



play computer games



go for a walk



do homework

3a. Look at Twinky's puzzle. Who can roller-skate and ride a bike? Listen, read and check.

Hello! I'm Twinky. I've got seven friends. We're happy when we get together.

I do my homework	●	with Susie.
I go roller-skating	●	with Mike.
I go for a walk	●	with Lucky.
I listen to music	●	with Rose.
I play computer games	●	with Floppy.
I ride a bike	●	with Liz.
I watch TV	●	with Peter.

3b. Read and speak about Twinky and his friends.

Model. Twinky and Mike do homework together.

together

3c. Close your book. Play a memory game.

Model. Pupil: Listen to music!
Twinky: I listen to music with Liz.

with

4a. Play the “Last Sentence” game.

Model. A: I ride a bike with my friend.
B: We do homework together.

4b.  Write 5–7 sentences about you. What do you do together with your friend?

Lesson 7. Twinky’s week

1a. Say the rhyme.

Every week has seven days.
See how many you can say.
Monday, Tuesday,
Wednesday, Thursday,
Friday, Saturday,
Sunday.
What’s today?



1b. Play the game “What’s the next day?”

Model. A: Friday!

B: Saturday!

2a. Twinky speaks about his week in Twinkyland. Read and match the phrases to the pictures.

(A)



(B)



(C)



(D)



(E)



(F)



(G)



1. play starball; 2. watch Cosmos TV; 3. listen to cosmo music; 4. ride a fly-bike; 5. go for a walk; 6. go to the star zoo; 7. play computer games.

2b. 🎧 Listen and answer: What’s Twinky’s favourite day?

2c. 🎧 Listen again and match the pictures to the days of the week.

Model. Monday – D.

2d. Speak about Twinky's week.

Model. On Monday Twinky and Floppy watch Cosmos TV.

on Monday

3a. Read Twinky's story and find two mistakes.

This is our week in Twinkyland. On Monday Floppy and I watch Cosmos TV. On Tuesday we go for a walk. On Wednesday we play computer games. On Thursday we go roller-skating. On Friday we listen to cosmo music. On Saturday we play starball. Sunday is my favourite day. We go to the star park on Sunday. It's fun!

3b. Work in pairs. Make up your story about your week. What do you do together?

3c.  Write your story.

4a.  Play the "Nonsense" game.

A. My friend is

1. Lucky
2. Susie
3. Rose
4. Twinky
5. Floppy
6. Peter

B. He's got / She's got

1. fair hair and blue eyes
2. dark hair and a long nose
3. red hair and big ears
4. green eyes and a big mouth
5. blue ears and a blue nose
6. yellow eyes and purple hair



C. My friend is

1. clever
2. kind
3. naughty
4. funny
5. nice
6. lazy

D. My friend can

1. fly
2. ride a bike
3. dance boogie-woogie
4. sing karaoke
5. run on the wall
6. ride a crocodile

E. I play with my friend

1. on Monday
2. on Tuesday
3. on Wednesday
4. on Thursday
5. on Friday
6. on Saturday and Sunday

F. We ... together.

1. listen to music
2. watch TV
3. go for a walk
4. go to school
5. go roller-skating
6. play computer games

G. It's ... !

1. fun
2. cool (класна)
3. super
4. fantastic
5. great (выдатна)
6. very good

4b. Tell your “Nonsense” story to the class. Whose story is the funniest¹?


¹ **the funniest** – самая смéшная




ТЭМАТЫЧНЫ ТЭСТ 3 “Daily life”. Complete the sentences.

Lesson 8. Funny stories

1. ABC Letter secrets.

 **th** = [θ] **Th**ree **panth**ers go for a walk on **Th**ursday.

 **th** = [ð] What good **weath**er to walk **togeth**er!



2a. Read the words and guess their meaning.



a python
[ˈpaɪθən]



teeth
[ti:θ]



think



a thistle
[θɪs(ə)l]




thunder
[θʌndə]

2b. Listen, read the story and answer: What do Beth and Timothy do together?

This is **Beth the Panther**. She's **three**. She's got a **big mouth with very big teeth**. She's got a brother, **Timothy the Panther**. He's got a **big mouth with very big teeth**, too. **They're good friends. They run, jump and play together.**





One day **the** panthers go for a walk. **The** weather is fine. **They** play basketball with **the** python. It's fun!

Boom! What's **this**? **Thunder**! **The** friends **think** it's a monster: "A-a-ah!" **They** run very fast¹ and can't see **the** thistles. **Th-th-th!** **Th-th-th!**

Beth: "A-a-ah! A monster!"

Timothy: "A monster! Help!"

Beth: "I'm not a monster. I'm **Beth the Panther.**"

Timothy: "And I'm your brother, Timothy. Ha-ha-ha!"

Beth: "Ha-ha-ha! What day is it today?"

Timothy: "Let me **think**. It's **Thursday!**"

Beth: "Let's run home and watch TV. Our favourite film '**The Pink Panther**' is on! **Thursday** is my favourite day!"



2c. You're Beth the Panther. Answer the questions.

1. What's your name? 2. How old are you? 3. Have you got a brother? 4. What's his name? 5. Have you got a little mouth? 6. Can you play tennis with the python? 7. What's your favourite film? 8. What's your favourite day?

2d. Read in pairs. Listen and check.

2e. Perform at the Reader's Theatre.

¹ fast – хутка

Lesson 9. This is my friend

1a. Read Twinky's project about Liz. Does Twinky like Liz? Why?

My friend Liz



Look! This is my friend Liz.
She's nice and funny.
She's very beautiful.
She's got long red hair.
She's got green eyes.
She's got a little mouth.
She's got a little nose.
She can sing and dance.
She can ride a bike
and roller-skate.
We listen to music and play
together.
She's a good friend.



1b. Read the sentences about the pictures.

1c. Choose the correct word.

1. Liz is nice and

- a) naughty b) clever c) funny

2. She's got ... red hair.

- a) short b) long c) dark

3. She's got ... eyes.

- a) red b) little c) green

4. Liz can sing, dance, roller-skate and
 a) ride a bike b) play starball c) draw
5. Liz and Twinky ... together.
 a) go roller-skating b) listen to music c) watch TV
6. She's a ... friend.
 a) bad b) lazy c) good

2. Do a project about your friend.

- ♦ Draw your friend or bring¹ a photo.
- ♦ Write about your friend.



This is His / Her name's
 He's / She's (10). He's / She's kind,
 He's / She's got He / She can
 We ... together.

Lesson 10. The lion and the mouse

1. 🎧 Listen, read and answer: Is the mouse a good friend?



One day a lion goes for a walk. It's sunny and hot. He sits under a tree and falls asleep². A little mouse runs near the tree. She sees the lion "What big ears! What beautiful hair!"

¹ bring – прынясі

² falls asleep – засынае


The mouse climbs onto the lion. She runs and jumps on the lion. It's fun!



a paw [pɔ:]

The lion opens his eyes. He sees the mouse. “Oh, help! Help!” The mouse is in the lion’s paw! “Please, let me go¹! I can help you some day!” “Ha-ha-ha! You are so little! How can you help me?²” The lion is kind and lets the mouse go.

Three days later³ the lion goes for a walk and gets into a net. “Oh, help! Help!” The mouse runs to the lion and nibbles at the net. The lion is free⁴. He’s happy. “Thank you, little mouse! You’re a good friend!”



a net to nibble

2. True or false?

1. It's hot and windy. 2. The lion is little. 3. The lion has got beautiful hair. 4. The mouse dances on the lion. 5. The mouse is naughty. 6. The mouse helps the lion.

¹ let me go – адпусці мяне

² How can you help me? – Як ты можаш мне дапамагчы?

³ Three days later ... – Праз тры дні ...

⁴ free – свабодны

3. Put the sentences in the correct order.

Model. 1 – D.

- A. The mouse is in the lion's paw.
- B. The lion gets into a net three days later.
- C. The mouse helps the lion.
- D. One day a lion goes for a walk.
- E. A little mouse sees the lion.
- F. The lion lets the mouse go.
- G. The mouse runs and jumps on the lion.
- H. The lion falls asleep under a tree.

4. Make up sentences about the characters of the story.

Model. The mouse is little.

The mouse	is	little.
The lion	are	kind.
The mouse and the lion	has got	friends.
		beautiful hair.
		naughty.
		big.
		big ears.

5. Choose a role and read the story.

6. Act out the story.

P

My friend

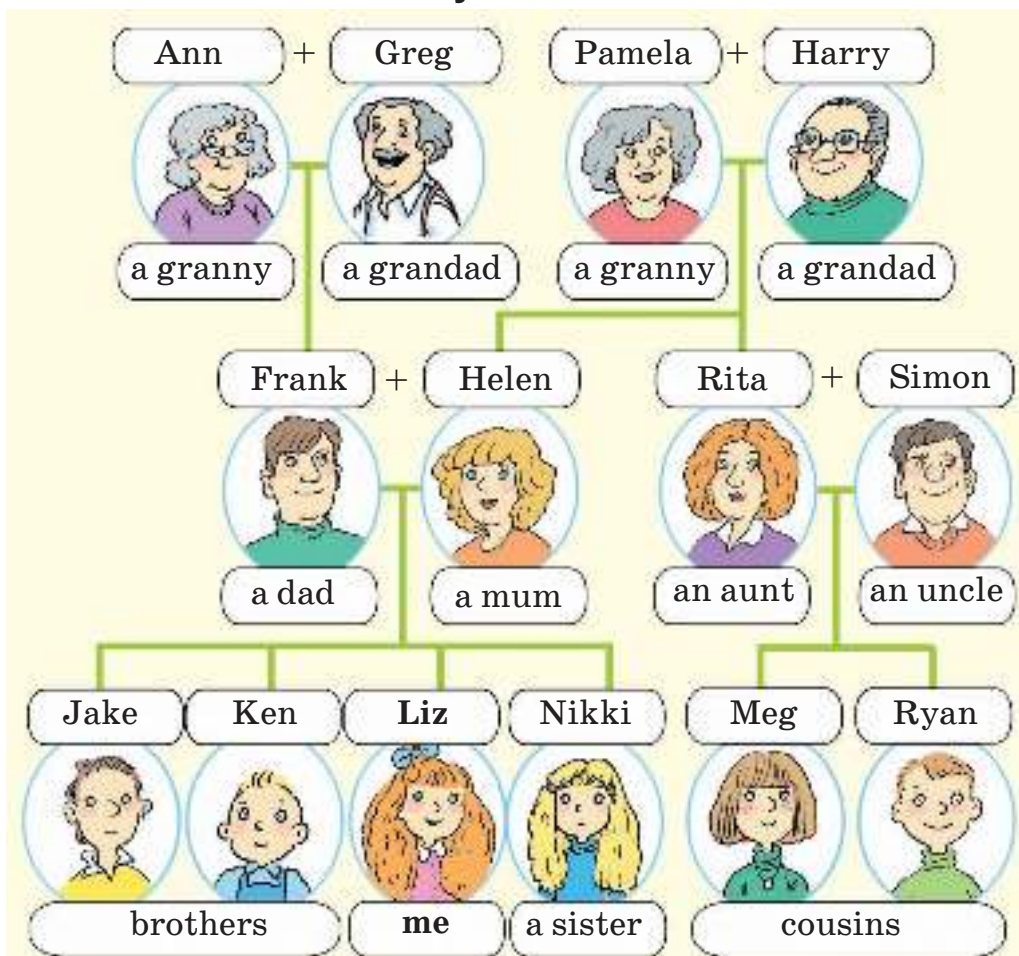



Unit 2

My family

Lesson 1. Liz's family tree

1.   Picture dictionary.





2a. Letters and sounds.

[ɑ:] aunt
[ŋ] uncle

[ɔ:] daughter
[tʃ] children

[ə] sister
[ð] brother

But: parents
['peərənts]

2b. Read the transcription.

[mʌm], [dæd], ['græni], ['grændæd], ['ʌŋkl], [ɑ:nt],
['brʌðə], ['sɪstə], ['kʌzn], ['dɔ:tə], [sʌn], ['peərənts],
['tʃɪldrən]

3a. Look at Liz's family tree. Ask and answer.

Helen is Liz's mum.
Helen is Rita's sister.

Model. A: Who's Harry?

B: He's Liz's grandad.

3b. Play the “Last Sentence” game.

Model. A: Nikki is Liz’s sister.

B: Nikki is Frank’s daughter.

C: Meg and Ryan are Liz’s cousins.

4. Guess the riddles.

1. My mum’s mum is my
2. My dad’s dad is my
3. My dad’s sister is my
4. My mum’s brother is my
5. My uncle’s children are my
6. My aunt’s daughter is my
7. My uncle’s son is my
8. My cousin’s parents are my ... and

5a. Speak about your family.

Model. I’ve got a mum. Her name’s Nina. She’s nice and beautiful. She’s got long hair, blue eyes



nice, beautiful, clever, funny, kind,
good, lazy, naughty

5b. Write about three people in your family.



Тэматычны тэст 2 “My family”. Match the pictures to the words.

Lesson 2. What do you want to be?

1. Picture dictionary.

Jobs



a doctor



a driver



a vet



a cook



a farmer



a business-
man



a shop
assistant



a dentist



a teacher



a worker

a woman



a man



2a. Letters and sounds.

[ʊ] cook | [ʃ] shop | [z:] worker

2b. Read the transcription.

[mæn], ['wʊmən], ['dɒktə], [kʊk], ['dentɪst],
['draɪvə], ['wɜ:kə], ['tɪ:tʃə], [vet], ['fɑ:mə],
['bɪznɪsmæn], ['ʃɒp ə,sɪstənt]

3. Say the chant.



Swish, swish, swish,
I'm a magic fish.
What do you want to be?
What do you want to be?



I want to be a doctor.

I want to be a driver.

4a. Word secrets.

Tina can **sing** very well.
She's a **singer**.

sing + **er** = singer
swim + **er** = swimmer
dancee + **er** = dancer
ski + **er** = skier



4b. Complete the sentences.

1. Helen can dance very well. She's a good
2. Peter can ski very well. He's a good
3. Pat can skate very well. She's a good
4. Victar can run very well. He's a good
5. Fred can work very well. He's a good
6. Mary can drive very well. She's a good
7. Diana can teach very well. She's a good

runner
worker
dancer
teacher
skier
skater
driver

5a.  Mike speaks about his family. Listen and answer:
What are their names?

5b. Read and match the sentences to the pictures.

(A)



(B)



(C)



(D)



(E)



(F)



1. This is my granny. Her name's Janet. She's a vet.
2. This is my grandad. His name's Mike. He's a farmer.
3. This is my mum. Her name's Linda. She's a driver.
4. This is my dad. His name's David. He's a cook.
5. This is my aunt. Her name's Helen. She's a teacher.
6. This is my uncle. His name's Greg. He's a businessman.

5c. Speak about Mike's family.

Model. A: Who's this woman? – B: She's Mike's mum.

A: What's her name? – B: Her name's Linda.

A: What's her job? – B: She's a driver.

6a. Speak to your classmate.

Model. A: What's your mum's job? – B: She's a teacher.
A: What's your dad's job? – B: He's a driver.

6b. Report to the class.

Model. Misha's mum is a teacher. Misha's dad is a driver.

6c. Answer: What's the most popular¹ job?

7.  Write 6–7 sentences about jobs in your family.

Model. My mum is a vet. My dad is a cook.



ТЭМАТЫЧНЫ ТЭСТ 2 “My family”. Complete the sentences. Use the words grandfather, worker, teacher, pupil, aunt, doctor.

Lesson 3. I want to work

1a.  Listen and read the story about a little rabbit.
Answer the question: What does he want to be?

Little Rabbit's Week

On Monday Little Rabbit comes to his mum and says: “Mum, I don't want to go to school. I want to work.”

“OK, my dear sonny. What do you want to be?” asks Mrs Rabbit.

“You're a singer. I want to be a singer, too.”

“Well², go and sing to the animals.”

¹ the most popular – самая популярная

² Well ... – Добра ...

Little Rabbit sings but the animals say: “Please, stop! You can’t sing. Go home!”



On Tuesday Little Rabbit comes to his dad and says: “Dad, I don’t want to go to school. I want to work.”

“OK, my dear sonny. What do you want to be?” asks Mr Rabbit.

“You’re a driver. I want to be a driver, too.”

“Well, drive me to work.”

Little Rabbit drives the car but he can’t drive very well. His dad says: “Please, stop! You can’t drive. Go home!”



On Wednesday Little Rabbit comes to his uncle and says: “Uncle Tom, I don’t want to go to school. I want to work.”

“OK. What do you want to be?” asks Uncle Tom.

“You’re a dentist. I want to be a dentist, too.”

“Well, Mrs Fox has bad teeth. Go and help her.”

Little Rabbit goes to the fox. Mrs Fox is sad. She’s ill. She opens her mouth but Little Rabbit can’t help

her. The fox says: “Please, stop! You can’t be a dentist. Go home!”



On Thursday Little Rabbit comes to his aunt and says: “Aunt Barbara, I don’t want to go to school. I want to work.”

“OK. What do you want to be?” asks Aunt Barbara.

“You’re a teacher. I want to be a teacher, too.”

“Well, go to the school and teach little animals.”

Little Rabbit goes to the school but the little animals say: “Please, stop! You can’t teach. Go home!”



On Friday Little Rabbit says: “I’m too¹ little. I can’t be a singer, a driver, a dentist or a teacher. I want to be a pupil!” He takes his bag and goes to school.



¹ too – занадта

1b. True or false?

1. Little Rabbit's parents are teachers. 2. His aunt is a dentist. 3. His uncle's name is Tom. 4. On Monday Little Rabbit comes to his dad. 5. On Tuesday he wants to be a singer. 6. On Wednesday he wants to be a driver. 7. On Thursday he goes to Mrs Fox. 8. On Friday Little Rabbit goes to school.

1c. Choose a role and read.

1d. Act out the story.


2. Write the story.

Little Rabbit has got a m..., a d..., an a... and an u... . His mum is a s... . His dad is a d... . His uncle is a d... . His aunt is a t... . On M... Little Rabbit wants to be a s... but he can't s... . On Tuesday he wants to be a d... but he can't d... . On W... he wants to be a dentist but he can't h... Mrs Fox. On Thursday he wants to be a t... but he can't t... . On F... he wants to be a pupil.



Тэматычны тэст 2 “My family”. Complete the sentences.

Lesson 4. Whose ball is it?

1a.  Twinky and Floppy visit Mrs Read's family. Listen and answer: What does Twinky like? What does Floppy like?

1.

Mrs Read: This is **my** husband¹
Dave.

Mr Read: Hello, Twinky.

Twinky: Hello!

Mr Read: This is **our** house.

Twinky: It's nice.



2.

Mrs Read: This is **our** son Steve.
This is **our** daughter Maggie.

Children: Hello, Twinky.

Twinky: Hi.

Mrs Read: This is **their** dog Rex.

Twinky: Hello, Rex! This is Floppy.



3.

Mrs Read: This is **your** room,
Twinky.

Twinky: It's big and beautiful!
Oh! What's this?

Mrs Read: Oh, no. Steve! Maggie!



4.

Maggie: It's **his** ball, Mum!

Steve: Mum, this is **her** ball!

Maggie: It's **his** ball!

Steve: It's **her** ball!

Mrs Read: Hush, children!



¹ husband – муж

5.

Floppy: Yummy!

Children: No, stop, stop! It's **our** ball!



1b. 🔍 🎯 Grammar secret.

Possessive pronouns

Прыналежныя займеннікі

Whose (ball) is it? – **Чый** гэта (мяч)?

I – **my** ball

You – **your** ball

He – **his** ball

She – **her** ball

It – **its** ball

We – **our** ball

You – **your** ball

They – **their** ball

1c. Change the sentences. Use his / her / their.

Model. Mrs Read's house is nice. – **Her** house is nice.

1. Mrs Read's house is nice.
2. Rex is **the children's** dog.
3. **Twinky's** room is beautiful.
4. Maggie and Steve are **Mrs Read's** children.
5. Floppy likes **the children's** ball.

2. 🎧 Say the chant.

- Is it your puppy?
- No, it isn't. It's her puppy!

- Is it your puppy?
- No, it isn't. It's his puppy!
- Is it your puppy?
- No, it isn't. It's their puppy!
- Is it your puppy?
- Oh, our puppy! Our little Mack! You're back!



3. Look and complete the sentences.

1. We are sisters. Our parents are dentists. Our grandad is a Our ...
2. Rob and Will are brothers. Their mum is a Their dad is Their aunt Their uncle ...



4a. Speak about the people¹ in your family: parents, grandparents, sisters, brothers, cousins, uncles and aunts. Who's got the biggest family²?

Model. I've got a mum. Her name's Sveta. I've got two grannies. Their names are Ryta and Katsya. I've got ...

4b.  Write 6–7 sentences about your family.

Lesson 5. Twinky's family

1a.  Mike speaks about his friend Twinky. Listen and answer: What has Twinky got?

This is my friend Twinky.
This is Twinky's rocket.
These are his toys.



This is my pet.

¹ people – людзі

² the biggest family – самая вялікая сям'я

1b.   Grammar secret.

Demonstrative pronouns

Указательные займенники

This (гэта, гэтая, гэты) – These (гэтыя)

This is his rocket.

These are his toys.

2. Show your classroom to Twinky.

Model. This is a book. These are pens.

3. Look and say. Whose things are these?

Model. These are Twinky's rulers. This is Pinky's rubber.



Twinky



Pinky



Linky



Winky



Floppy



4. 🔍 🎮 Grammar secret.

Possessive nouns

Прыналежны склон назоўнікаў

Whose (bag) is it? – Чый гэта (партфель)?



Twinky's bag

His sisters' bags




5. Look at Liz's family tree (p. 33). Choose the correct word.

1. Her (parent's / parents') names are Helen and Frank. 2. Her (sister's / sisters') name is Nikki. 3. Her (brother's / brothers') names are Jake and Ken. 4. Her (aunt's / aunts') name is Rita. 5. Her (uncle's / uncles') name is Simon. 6. Her (cousin's / cousins') names are Meg and Ryan. 7. Her (granny's / grannies') names are Ann and Pamela. 8. Her (grandad's / grandads') names are Greg and Harry.

6a. Look at Twinky's family photos. Speak about his family.





Model. His mum's name's Clinky. His sisters' names are Pinky and Linky.

6b. Write about Twinky's family.

Lesson 6. How old are they?

Numerals. Лічэбнікі

How many? – Колькі?

1a. Count. Listen and say the chant.

1 one	11 eleven	10 ten
2 two	12 twelve	20 twenty
3 three	13 thirteen	30 thirty
4 four	14 fourteen	40 forty
5 five	15 fifteen	50 fifty
6 six	16 sixteen	60 sixty
7 seven	17 seventeen	70 seventy
8 eight	18 eighteen	80 eighty
9 nine	19 nineteen	90 ninety
10 ten		

21 twenty-one

45 forty-five

100 one hundred

1b. Word secrets.

six + teen = sixteen [ˌsɪksˈtiːn]
six + ty = sixty [ˈsɪksti]

2. Teach Twinky to do sums.

Model. Nine and four is thirteen.

$$\begin{array}{cccc} 9 + 4 = & 24 + 6 = & 17 + 70 = & 64 + 36 = \\ 8 + 7 = & 18 + 9 = & 14 + 40 = & 82 + 18 = \\ 12 + 11 = & 20 + 13 = & 13 + 30 = & 90 + 10 = \end{array}$$

3. These are the teachers from Mike and Liz's school. Play a guessing game. **A**, ask questions and guess. **B**, choose a character and answer **A**'s questions.



Mary, America, 44



Alex, Britain, 44



Fiona, Africa, 28



Sam, Africa, 31



Nelly, Britain, 28



Kevin, America, 31

Model. A: Where are you from? – B: I'm from Britain.
A: How old are you? – B: I'm twenty-eight.
A: You're Nelly. – B: Right!

4a. 🎧 Twinky interviews Liz about the people in her family. Listen and answer: How old are the people in her family? How old is her family?

4b. Speak to your classmate. How old are the people in your family? Whose family is the oldest¹?

Model. A: How old is your mum?
B: She's thirty-two ...

4c. 📝 Write how old the people in your family are.

Lesson 7. Meet my family

1a. 🎧 This is Twinky's project about his family from Twinkylan. Listen and answer: How old are they?



¹ the oldest – самая старейшая

1b.  Listen again and complete his story.

135 = one hundred and thirty-five

1. These are my parents. Their names are ... and They're ... and They're My ...'s a robo-vet. My ...'s a robot maker. **2.** This is my brother. His name's He's He's kind and He's a starbus **3.** These are my sisters. Their names are ... and They're They're My sisters are We play ... together. **4.** This is my uncle. His name's He's He's very He's a programmer¹. **5.** These are my ... , Mob and Tinoppa, and their ... Sloppa. They're nice and **6.** I love my family very much! They're ... !

1c. Make up sentences.

Model. Dinky and Clinky are nice.

Pinky		pupils.
Linky		a robo-vet.
Winky		a robot maker.
Plop		a driver.
Dinky	is	a programmer.
Clinky	are	kind.
Sloppa		nice.
Mob		clever.
Tinoppa		beautiful.

¹ **programmer** [ˈprəʊgræmə] – програміст

1d. Make a report for your school radio programme about Twinky's family.

**Help
box**

Twinky has got a mum, a dad,
His parents' names are His mum is

2.  Write an article (артыкул) about Twinky's family for your school newspaper.

Lesson 8. Friends online.com

1a. Mike, his family and his friends live¹ in Waterlooville, Britain. Look and answer: Where do they live?

Model. Mike and his family live at 33 Ladybird Road².

Mike and his family	●	●	45 Huston Street ³
Mike's granny and grandad	●	●	33 Ladybird Road
Mike's aunt and uncle	●	●	10 Apple Street
Liz and her family	●	●	30 Atlantis Avenue ⁴
Mrs Read and her family	●	●	96 Park Road

1b. Speak to your classmate.

Model. A: Where do you live?

B: I live at 18 Golubeva Street, Flat 178.

**178 = one hundred
and seventy-eight**

¹ **live** – жыць

² **road** [rəʊd] – дарога

³ **street** – вуліца

⁴ **avenue** ['ævənju:] – праспект

2a. Mike is on the Internet site “Friends online.com”. Read his registration form and match the questions to the numbers. Guess the words with the transcription.

1. Name	Mike
2. Surname ['sɜːneɪm]	Smith
3. Age [eɪdʒ]	9
4. Family	a mum and a dad
5. Job	a pupil
6. Country ['kʌntri]	Britain
7. Address [ə'dres]	33 Ladybird Road, Waterlooville
8. Telephone number	7652-60-57-88 ¹

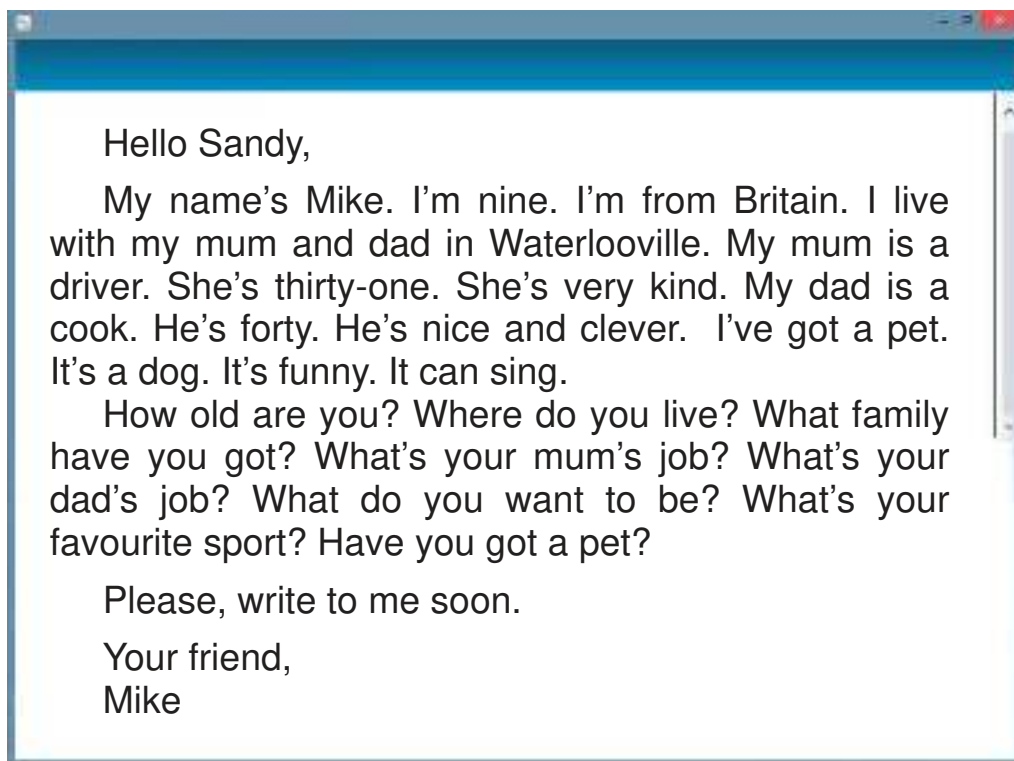
- A. How old are you?
- B. What's your name?
- C. What's your telephone number?
- D. Where do you live?
- E. Where are you from?
- F. What family have you got?
- G. What's your job?
- H. What's your surname?

2b. Work in pairs. Help your classmate to register on “Friends online.com”. **A**, ask the questions. **B**, answer the questions.

¹7652-60-57-88 – seven six five two six oh five seven double eight

3a.  Mike writes an email to his online friend Sandy. Listen, read and answer: What does he write about? Choose from the box.

surname, age, family, country, address,
telephone number



3b. Speak to your classmate. Answer Mike's questions.

3c.  Write your answers to Mike's questions.

Lesson 9. A letter from a friend

1a. Read about Mike's friend's family. Match the paragraphs to the pictures.

(A)



(B)



(C)



(D)



Hello Mike,

Thank you very much for your letter. You want to know¹ about my family.

1. I'm twelve. I'm from America. I live with my big family in New York. I've got a mum, a dad, two sisters, two brothers, two grannies, two grandads, six uncles, three aunts and nineteen cousins.

2. My mum's name's Barbara. She's a very beautiful woman. She's forty-seven. She's a shop assistant in a children's bookshop. She's got about (каля) nine hundred books in her shop.

3. My dad's name's Greg. He's fifty-four. He's clever and kind. He's a teacher. He's got twenty-nine pupils in his class.

¹ know [nəʊ] – ведаць

4. My sisters' names are Pam and Kate. They've got blue eyes and long fair hair. They're nice. My brothers' names are Tom and Toby. They've got brown eyes and short dark hair. They're funny and naughty. We play games and go for a walk together. I love my big family!

Please, write to me about your family.

Best wishes,
Sandy

1b. What do these numbers mean?

Model. Barbara and Greg have got five children.

5 29 12 6 3 19 47 54 900

1c. Disagree.

1. Sandy has got four sisters.
2. His sisters have got short hair.
3. Their names are Barbara and Tina.
4. His brothers are lazy.
5. Their names are Greg and Nick.
6. His mum's a businesswoman.
7. His dad is a worker.
8. Sandy has got ninety cousins.

2a. Speak to your classmate about one person¹ in your family.

**Help
box**

What's his / her name?

How old is he / she?

What does he / she look like? (tall / short / eyes / hair)

What's his / her job?

Is he / she nice (kind / clever / funny / naughty / lazy / beautiful)?

What can he / she do very well?

What do you do together?

2b. Do the project "My family".

- ◆ Draw your family tree.
- ◆ Stick photos.
- ◆ Write about your family. Use Sandy's email as a model. Use the questions in ex. 2a as a plan to write about the people in your family.

Lesson 10. Mowgli's family

1a. Read the words.

Mowgli ['mɒʊgli]

Shere Khan [ʃɪə'hɑ:n]

a wolf [wʊlf] – wolves [wʊlvz]

mother ['mʌðə] = mum

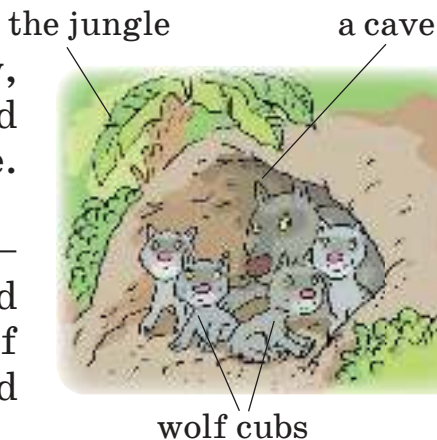
father ['fɑ:ðə] = dad

¹ person – чалавек

1b.  Listen, read and answer: What family has Mowgli got?

This is a story about a boy, Mowgli. He is brave¹ and clever. He lives in the jungle. Animals are his friends.

This is a wolf family – Father Wolf, Mother Wolf and their four children, four wolf cubs. The cubs are little and funny.



One day Father Wolf sees a little boy near the cave. “Man,” says Father Wolf. “A man’s cub. Look!” The boy has long dark hair and brown eyes. He has a little nose and a little mouth. “Oh, he’s nice!” says Mother Wolf. They take the boy in their family.

One day they see a big tiger. His name is Shere Khan. “What do you want, Shere Khan?” asks Father Wolf. “I’m hungry². I want my food.



¹ **brave** – храбры

² **hungry** ['hʌŋɡri] – голодны

Give me the man's cub!" says Shere Khan. "The man's cub isn't your food! He's our family! Go away!"¹ says Mother Wolf. She is very angry². The tiger goes away.



So the boy lives in the wolf family. The wolves call³ him Mowgli. The wolves are Mowgli's parents. The little cubs are Mowgli's brothers and sisters. Mowgli can run and jump like a wolf now. He is very happy.

2. Choose the correct word.

- Mother Wolf and Father Wolf have ... cubs.
a) three b) four c) five
- One day father Wolf sees a little ... near the cave.
a) boy b) girl c) cub
- Mowgli has long ... hair.
a) fair b) dark c) red
- Mowgli has ... eyes.
a) black b) brown c) blue
- Shere Khan wants to ... Mowgli.
a) play with b) help c) eat

¹ Go away [ə'weɪ]! – Ідзі прэч!

² angry ['æŋɡrɪ] – сярдзітая

³ call [kɔ:l] – называюць

3. Who is speaking?

1. “A man’s cub. Look!”
2. “I’m hungry. I want my food.”
3. “Oh, he’s nice!”
4. “What do you want?”
5. “Go away!”

4. Make up sentences about the story.

Mowgli

Mother Wolf

Father Wolf

The wolf cubs

Shere Khan

is
are

clever.

nice.

little.

funny.

angry.

kind.

hungry.

brave.

5a. Guess the riddle.

He’s little. He’s brave. He’s got big brown eyes. He’s got long dark hair. He’s got a little nose and a little mouth. Who is it?

5b. Make up your riddle.

5c. Who is your favourite character in the story? Why?

6. Act out the story.



My family



Unit 3

Daily life

Lesson 1. Twinky's clock

1. Picture dictionary.



It's twelve o'clock.



It's twelve oh five.



It's twelve fifteen.



It's twelve thirty.



It's twelve forty-five.



It's one o'clock.

We write: It's 5.40. We say: It's five forty.

2. Letter secrets.



or = [ɔ:]

Forty sporty tortoises.



ck = [k]

clock, black, chicken





ir = [ɜ:]

Circus girls can dance with birds.



3. Play a guessing game.

Model. A: What time is it? – B: It's 8.30.

A: Twinky is at home. – B: Right!

8.30



at home

9.00



at school

14.15



in the park

16.30



at the zoo

18.00



at the circus

19.20



at the café

4. Say the chant.



What time is it?
It's two o'clock.
It's time to go for a walk!





What time is it?
It's ten forty-three.
It's time to climb a tree!



What time is it?
It's one twenty-eight.
It's time to roller-skate!



5a. Work in pairs. Help Twinky to plan his day and write the time in his organiser.

Model. 7.15 – to ride a bike



ride a bike, play football, listen to music, watch TV, read a book, play computer games, do homework, go to school

5b. Role play. A is Twinky, B is Floppy.

Model. A: What time is it?

B: It's seven fifteen.

A: It's time to ride a bike!

B: OK!

5c.  Write about Twinky and Floppy.

Model. It's 10.43. It's time to climb a tree!



ТЭМАТЫЧНЫ ТЭСТ 3 “Daily life”. Match the clocks with the sentences.

Lesson 2. In the morning

1a.   Picture dictionary.



get up



make (my) bed



do (my) exercises



wash (my) hands
and face



brush (my) hair



have breakfast



brush (my) teeth



get dressed



go to school

1b. Read the transcription.

[brʌʃ], [wɒʃ], ['get 'ʌp], ['hæv 'brekfəst], [heə], [sku:l],
[hændz], [feɪs], [meɪk], ['eksəsaɪzɪz], [bed], [gəʊ],
[du:], ['get 'drest], [ti:θ]

2. ABC Letter secrets.

 air = [eə] The fair hair is on the chair.

 sh = [ʃ] wash, brush, fish

 th = [θ] teeth, mouth, three



3. Sing the song.

This is the way I get up,
I get up, I get up.
This is the way I get up
Every day in the morning.



wash my face

brush my teeth

brush my hair

go to school

4a.  This is a film about Twinky. Listen and choose the best name for the film.

“Morning”

“Twinky’s morning”

“Twinky’s day”



7.45

Good morning!

1. I usually ['ju:ʒʊəli] get up at 7.45.



2. I make my bed and ...



Ouch!

3. ... do my exercises.



8.30

4. Then I have breakfast at 8.30.



Oops!

5. After breakfast I wash my hands and face.



6. I get dressed.



9.00

Oh, I'm late!

7. I go to school at 9 o'clock.



8. The end

4b. Act out the film. **A**, mime the film. **B**, sound the film. Change your roles.

5.  Make a film about your morning.



I usually ...
At 7.45 ...

Then I ...
After breakfast ...

Lesson 3. Breakfast, lunch and dinner

1a.   Picture dictionary.



morning



afternoon



evening

porridge



breakfast

sandwiches



lunch



pasta

dinner

1b. Read the transcription.

[ˈiːvniŋ], [ˌɑːftəˈnuːn], [ˈmɔːniŋ], [ˈpɒrɪdʒ], [ˈdɪnə],
[ˌlʌntʃ], [ˈpæstə], [ˈbrekfəst], [ˈsænwɪdʒɪz]

1c. Guess the words.

1. I **have breakfast** in the morning. I have porridge, sausages and tea **for breakfast**.

2. I **have lunch** in the afternoon. I have sandwiches and juice **for lunch**.

3. I **have dinner** in the evening. I have salad, fish and pasta **for dinner**.

2. ABC 🎧 Letter secrets.

🔑 ng = [ŋ] sing, morning, evening

🔑 ch = [tʃ] lunch, chicken, chocolate

3a. 🎧 Listen and number the pictures.



3b. Answer the question: What does Mike have for breakfast, for lunch and for dinner?

Model. Mike has ... for breakfast.

4a. Role play. Tell Mike (Liz, ...) what you eat. What do you have for breakfast, lunch and dinner? (See ex. 1c.)

**Help
box**

tea, coffee, juice, milk, water, jam, yoghurt, bread, cheese, eggs, pizza, potatoes, cucumbers, carrots, tomatoes, apples, bananas, lemons, oranges, sweets, chocolate, ice cream, jelly, cake, fish, hot dogs, porridge, sausages, chicken, soup, sandwiches

4b.  Write 6 sentences about your breakfast, lunch and dinner.



Тэматычны тэст 3 “Daily life”. Match the pictures to the words.

Lesson 4. What do you do in the evening?

1a.   Picture dictionary.



come home



take a shower



go to bed

wash / do
the dishes



tidy (my) room

do housework

1b. Read the transcription.

[ˈduː ˈhaʊswɜːk], [ˈkʌm ˈhəʊm], [ˈteɪk ə ˈʃaʊə],
[ˈtaɪdɪ maɪ ˈruːm], [ˈgəʊ tə ˈbed], [ˈwɒʃ ðə ˈdiːʒɪz]

2. ABC Letter secrets.

e = [e] bed, vet, ten

e = [i:] she, he, evening

ou = [aʊ] house, housework, mouse

3. Sing the song.

This is the way we go for a walk,
Go for a walk, go for a walk.
This is the way we go for a walk
Every day in the evening.



watch TV

do housework

take a shower

go to bed

4. Play the “Last Sentence” game. What do you do in the evening?

5a. 🎧 Listen, read and answer: Is Jessica tired¹ in the evening?



Hello! My name's Jessica. I'm a caterpillar ['kætəpɪlə]. I've got orange hair and white teeth.

In the morning I get up and wash my face. I brush my hair. Then I have tomatoes and cucumbers for breakfast. I brush my teeth and go to school.

In the afternoon I sing and dance. Then I have apples and bananas for lunch.

In the evening I have potatoes and carrots for dinner. Then I wash the dishes and tidy my room. I like housework but I'm tired. I take a shower, brush my teeth and go to bed.

5b. Work in pairs. Complete the sentences.

Model. Jessica: I brush my teeth ...

Pupil: In the evening.

¹ tired ['taɪəd] – стомленная

in the morning, in the afternoon, in the evening

6a. Play a guessing game. Speak about your morning, afternoon or evening.


Model. A: I get up and wash my hands and face. I make my bed. I have breakfast. I have porridge and tea for breakfast.

B: You do it in the morning.

6b.  Write 6–7 sentences about your evening.

Lesson 5. Work or walk?


1a. ABC  Letter secrets.

 wa = [wɒ] wash,
watch, want, wasp, swan



 water ['wɔ:tə]

 war, wal = [wɔ:] warm, walk

 wor = [wɜ:] work,
homework, housework,
worker, worm,
bookworm, word



The worms wash in the warm water and walk.

1b. Help Twinky to read the words with [wɒ], [wɔ:], and then with [wɜ:].

Wash, work, watch, walk, want, housework, water, homework, warm, worker, worm, wasp, war, bookworm, swan, word.

2a. 🎧 Listen, read and answer: What does Walt like?



Hello! My name's **Walt Warner**. I live in **Washington** with my mum, my dad and my cat **Wallace**.

Today is Sunday. I do my **homework**. Then I help my parents with **housework**. I do the dishes and tidy my room.

It's warm. I don't want to watch TV. I want to go for a **walk**. I take **Wallace** with me. In the park I read a book. I like reading very much. I'm a **bookworm**. The book is great. It's "**Star wars**".



Oh, what's that? **Wallace!** What's the matter? A **swarm of wasps!** Wallace jumps into the water and the wasps fly away. Poor **Wallace!**

2b. True or false?

1. Walt is a cat. **2.** He's from Washington. **3.** It's Wednesday. **4.** It's cold. **5.** Walt wants to go for a walk.

6. Wallace is a bookworm. 7. Wasps fly after Wallace.
8. Wallace climbs a tree.

2c.  Read in pairs. Listen and check.

2d. Perform at the Reader's Theatre.

3a. Match parts of the sentences.

1. My name's ... 2. I live in ... 3. I've got a cat. His name's ... 4. On Sunday morning I do ... 5. Then I help my parents ... 6. Today is warm. I don't want ... 7. I go for a walk ... 8. In the park I read the book ... 9. Oh, what's that? ... 10. Wallace jumps into the water and ...

A. ... Wallace. • B. ... my homework. • C. ... A swarm of wasps! • D. ... with Wallace. • E. ... Washington. • F. ... with housework. • G. ... Walt Warner. • H. ... the wasps fly away. • I. ... "Star Wars". • J. ... to watch TV.

3b. Work in pairs. **A**, cover the lower box and use the beginnings in the upper box to retell the story "Walt and Wallace". **B**, check and help your partner.

3c. Work in pairs. **B**, cover the upper box and use the endings in the lower box to retell the story "Walt and Wallace". **A**, check and help your partner.

Lesson 6. I don't do it

1. Meet two families. Listen, read and answer: Which family do you like? Why?



Hello! This is my family. We **like** housework. I wash the dishes every day. I tidy the house every day. My children do their homework every day. We do our exercises. We make our beds. We brush our teeth every day. We're good robots.

Hello! This is my family. We **don't like** housework. I don't wash the dishes every day. I don't tidy my house every day. My children don't do their homework every day. We don't do our exercises. We don't make our beds. We don't brush our teeth every day. We're lazy robots.



2. Grammar secret.

The Present Simple Tense

Цяперашні просты час

(звычайныя дзеянні, якія паўтараюцца)

+	① (<u>We</u> , <u>You</u> , <u>They</u>) usually wash the dishes every day.
---	---

–	<p><u>I</u> (We, You, They) do't usually <u>wash</u> the dishes every day. don't = do not</p>
?	<p><u>Do</u> <u>I</u> (we, you, they) usually <u>wash</u> the dishes every day?</p>

Short answers + / –

Yes, I (we, you, they) ~~do~~. No, I (we, you, they) ~~do~~'t.



usually ['ju:ʒuəli] – звичайна
 every day – кожны дзень
 in the morning in the afternoon
 in the evening on Monday

3. This is the lazy robot's wife¹. Read and disagree².

Model. You **don't tidy** your house every day.

1. I tidy my house every day. 2. I make my bed every day. 3. My children take a shower every day. 4. We wash the dishes every day. 5. We brush our teeth every day. 6. We do our exercises. 7. We're good robots.



¹ **wife** – жонка

² **disagree** – не пагадзіся

4. Role play. **A** is a good robot. **B** is a lazy robot.

Model. **A:** Do you wash / do the dishes?


B: No, I don't. Do you do your exercises?

A: Yes, I do. ...?

5.  Write what the lazy robots don't do.

Model. They don't brush their teeth.

Lesson 7. What? Where? When?

1a.  Twinky goes for a walk in the evening and meets Carol. Carol is a little owl. She speaks about her night¹. Listen and match the pictures to the clocks.



1



2



3



4



5


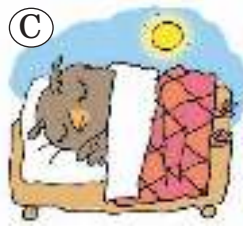


6



7

¹night [naɪt] – ночь



1b. Read Carol's project and find three mistakes in it.

Hello! I'm a little owl [aʊl]. My name's Carol. I've got a mum and a dad. My mum is very beautiful. She's got grey hair and big yellow eyes.

Every night I get up at nine o'clock. I make my bed, do flying exercises in the park and take a shower. We have breakfast at ten thirty. Frogs and snakes! Yummy!

After breakfast I wash my room and brush my teeth. Then I wash the dishes and tidy my room. I go to school at twelve thirty. My parents go to work¹.

I have lunch at school at two fifteen. I get home at four forty-five. Then I do my homework. I read a book or watch TV. At six o'clock we have dinner together. Then I go to bed at seven o'clock. Good morning!

¹ go to work – ідуць на працу

1c. You are Carol. Choose the right answer.

1. When do you have breakfast?
a) At 10.30. b) At 10 o'clock. c) At 11 o'clock.
2. What do you have for breakfast?
a) Porridge. b) Frogs and snakes. c) Rats.
3. Where do you do your flying exercises?
a) At home. b) At the zoo. c) In the park.
4. When do you go to school?
a) At 11.30. b) At 12 o'clock. c) At 12.30.
5. Where do you have lunch?
a) At school. b) At home. c) At the cafe.
6. What do you do in the morning?
a) I get up and do my flying exercises.
b) I go to bed.
c) I do my homework, read a book or watch TV.
7. When do you go to bed?
a) At 6 o'clock. b) At 7 o'clock. c) At 8 o'clock.

2a.   Grammar secret.

**The Present Simple Tense:
questions with question words**

**Цяперашні просты час: пытанні,
якія пачынаюцца з пытальных слоў**

What do you have for breakfast? – Pasta.

Where do you have breakfast? – At home.

When do you have breakfast? – At 8 o'clock.

2b. Twinky interviews Mike. Match his questions to the answers.

1. Where do you have lunch?
2. When do you watch TV?
3. What do you do on Sunday?

- A. I go for a walk with my friend.
- B. At school.
- C. In the evening.

3a. Make questions for the interview about your day.

1. do / what / morning / do / in / the / you / ?
2. do / the / in / afternoon / what / you / do / ?
3. in / evening / do / you / do / the / what / ?
4. usually / you / when / get up / do / ?
5. when / your / you / tidy / do / room / ?
6. have / where / lunch / do / you / ?
7. you / do / usually / what / breakfast / have / for / ?

3b. Role-play the interview.

3c.  Write 5–7 questions to Liz or Mike about their day.

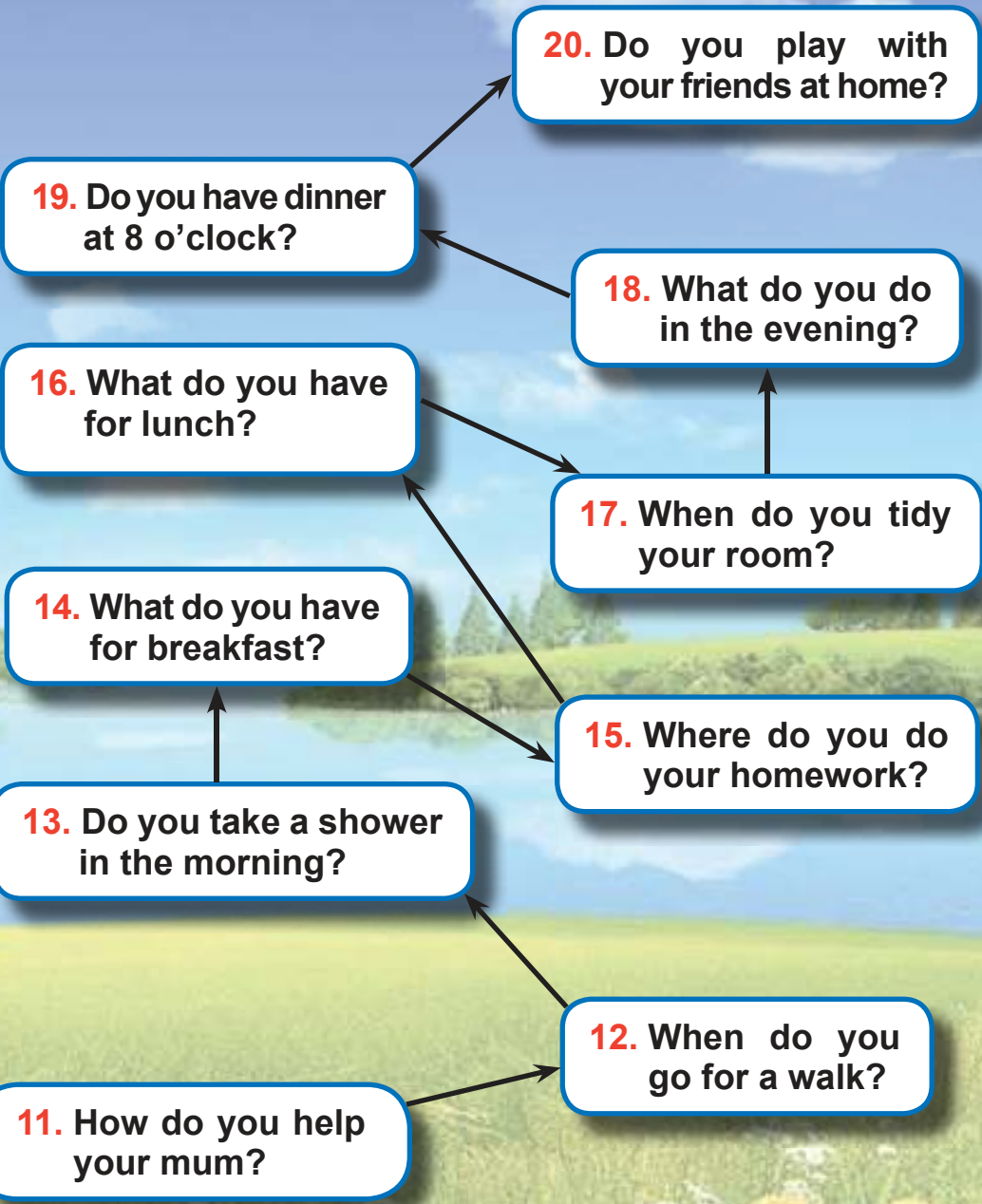
Lesson 8. Interviews

1.  Play the board game “Interviews” in pairs or groups.

- A. Throw a dice and move your counter.
- B. Answer the question. If you can't, go back.
- C. Get on number 20 to finish.







Lesson 9. My day

1a. Craig is a boy from Mike and Liz's class. Read Craig's story about his day. Is his day usual or unusual¹?

Hi, my name is Craig. I'm from . I get up at



in the morning when my mum and dad get up.

My sister and I usually  **until breakfast²**. We have


breakfast at 7.30. I usually have porridge, white bread

with jam and





. Then I wash my face and



My sister and I  **at 8.15**. Our parents go to work.

My dad is a dentist and my mum is a shop assistant.

I take a packed lunch³ to school. I have two , an apple or a banana and orange juice.



We get home at 15.30. **In the afternoon** I read a book or play  games. On Tuesdays and Fridays I go to the sports club. I do karate⁴.



¹ **usual or unusual** – звычайны або незвычайны

² **until breakfast** – да сьнеданьня

³ **take a packed lunch** – браць абед з сабой

⁴ **do karate** [kə'ra:ti] – займацца каратэ

We have dinner at  . I like fish and chips or pizza for dinner. Yummy! After dinner I help my mum. I  the dishes, and then I tidy my room.

In the evening I do my  and watch TV. I usually go to  at 10 o'clock.

1b.  Listen and check.

1c. Make up questions. Interview Craig (see ex. 3a, p. 81).

2. Do the project “My day”.

- ♦ Draw clocks and pictures (take photos) about your day.
- ♦ Write about your day.
- ♦ Make a personal organiser.

Lesson 10. Mowgli goes to the people

1a. Read the names.

Baloo [bə'lu:], Bagheera [bæ'gɪərə], Messua ['meswə]

1b. Guess. True or false?

1. Bagheera is a tiger. 2. Baloo is a bear. 3. Bagheera and Baloo are Mowgli's friends. 4. Messua is a man.

1c. 🎧 Listen, read and check your guesses.

Now Mowgli is twelve. He lives in the wolf family in the jungle. Every morning he gets up and Mother Wolf washes him. “Oh, Mum! Stop! Stop! It’s cold!” says Mowgli and runs away.



He has two friends, Baloo the Bear and Bagheera the Panther. Every day Baloo and Mowgli have breakfast together. They have nuts and honey¹ for breakfast.

One morning Mowgli goes for a walk with Bagheera. “Look, Bagheera. I’m not a wolf. Who are my real² parents?” “OK. You’re a man. Your parents are people. They don’t live in the jungle.” “I want to see my parents! Goodbye!”



Mowgli goes on and on and on. In the evening he sees a man and a woman. “Hello!” says the man. Mowgli doesn’t understand³. “What’s your name?” Mowgli doesn’t understand. “Where are your parents?” Mowgli

¹ **honey** [ˈhʌni] – мёд

² **real** – сапраўдныя

³ **doesn’t understand** – не разумее

doesn't understand. "I haven't got any children. Can I take the boy into my house?" says the woman with long dark hair. "OK, Messua," says the man.



"Are you hungry? Have some milk and bread," says the woman. Mowgli eats the bread and drinks the milk. Yummy! Then he goes to bed. In the morning Messua teaches Mowgli to speak. "This is a table." "A table." "This is a bed." "A bed." "This is a chair." "A chair." "Good boy." "Good boy." Mowgli likes the people. Messua is very nice and kind. But Mowgli wants to see his wolf family. So one night he jumps out of the window and runs away to the jungle.

2. Put the sentences in the correct order.

Model. 1 – C.

A. One day Mowgli goes for a walk with Bagheera.
B. Mowgli wants to see his wolf family and runs away.
C. In the morning Mother Wolf washes Mowgli. D. She gives Mowgli some bread and milk. E. Messua takes Mowgli into her house. F. Every day he has breakfast with Baloo. G. Mowgli meets a man and a woman. H. Messua teaches Mowgli to speak.

3. Answer the questions.

1. How old is Mowgli?
2. Where do the wolves live?
3. What do Mowgli and Baloo have for breakfast?
4. What do Mowgli and Bagheera do together?
5. What's the woman's name?
6. Can Mowgli speak?
7. When does Mowgli run away from Messua?

4. Choose a role and read the story about Mowgli.

5a. Who says it?

1. "Oh, Mum! Stop! Stop! It's cold!"
2. "Look, Bagheera. I'm not a wolf. Who are my real parents?"
3. "OK. You're a man. Your parents are people. They don't live in the jungle."
4. "I want to see my parents! Goodbye!"
5. "Hello!"
6. "What's your name?"
7. "Where are your parents?"
8. "I haven't got any children. Can I take the boy into my house?"
9. "OK, Messua."
10. "Are you hungry? Have some milk and bread."
11. "This is a table." / "This is a bed." / "This is a chair."
12. "A table." / "A bed." / "A chair."

5b. Act out the story.



My day organiser



Unit 4

A day off

Lesson 1. Where can you spend your day off?

1a.   Picture dictionary.

A day off (выхадны дзень)



a museum



a theatre



a cinema



a circus



a disco



an amusement park



a swimming pool



a zoo




home

1b. Read the transcription.

[ˈsɜ:kəs], [ˈswɪmɪŋ ˌpu:l], [ˈdɪskəʊ], [ˈθɪətə], [mju:ˈzi:əm],
[zu:], [əˈmju:zmənt ˌpɑ:k], [həʊm], [ˈsɪnəmə]

2. ABC Letter secrets.

 c = [s] nice, cinema

 c = [k] cat, disco, circus

 u = [ju:] museum, amusement

 u = [ʌ] puppy, Lucky

3a. Look and answer: Where are they? (See ex. 1a.)

Model. Mr and Mrs Read are at
the theatre.

Where? – Дзе?

**Help
box**

at the theatre, at the museum, at the zoo,
at the cinema, at the disco, at the circus,
in the swimming pool, in the amusement
park, in the park, at home

3b. Play a memory game. Close your book.

Model. Mikita is at the museum.

3c. Play a guessing game. Think where you are.

Model. A: Are you at the cinema?

B: No, I'm not.

A: Are you at the disco?

B: Yes, I am.

A: You're Nastsya.

B: Yes, I am.

3d. Make up and answer the questions about your day off. Is it a good, interesting day? Work in pairs.

What			do		
When	do	you	get up		on your day off?
Where			have breakfast		in the morning?
			listen to music		in the afternoon?
			play with your friends		in the evening?
			read books		on Saturday?
			watch TV		on Sunday?
			go to (the theatre)		
			do homework		
			go		

When? Коли? – At 10 o'clock.

Where? Куда? – I go to the park.

Where? Где? – I play at home.

Model. A: When do you get up on your day off?

B: At 10 o'clock in the morning.

A: What do you do in the morning?

B: I have breakfast and do my homework.

A: When do you have breakfast?

B: At 10.15.

A: Where do you go on Sunday?

B: I go to the swimming pool.

4a. Complete the story about your day off.

I usually spend my Saturday

In the morning I In the afternoon I In the evening I usually

On Sunday I go to ... or to I spend the day with

It's usually great / interesting / cool / fantastic / fun!

4b. Write your story.

Lesson 2. Richy the Cat's day

1a.  Richy the Cat is Susie's uncle. He is a businessman. This is a page in his organiser. Listen, read and answer: What is the page about?



A. Richy the Cat's Morning.

B. Richy the Cat and the mice.

C. Richy the Cat's day off.

11.00 get up	15.00 go to the cinema
11.02 make my bed	17.30 have dinner
11.04 do my exercises	19.00 go to the theatre
11.25 take a shower	21.15 come home
11.50 have breakfast	21.25 have a cup of tea
12.15 get dressed	21.30 watch TV
12.25 go to the amusement park	23.00 go to bed

1 mouse – 2 mice

1b.  The mice tell their boss about Richy the Cat's day off. Listen, read and answer their boss's question.



Boss! The cat gets up at 11 o'clock. He makes his bed and does his exercises. Then he takes a shower and has his breakfast.

Stop it! When can we get into his house? I want his food!



OK! From ... to

2. Grammar secret.

The Present Simple Tense: positive sentences

Цяперашні прасты час:
сцвярдзальныя сказы

○ V ...

Sometimes I (we, you, they) get up at 6 o'clock in the morning.

○ V(e)s ...

Richy (He, She, It) usually gets up at 7 o'clock every day.



have – has [hæz] get – gets [s]
do – does [dʌz] run – runs [z]
go – goes [z]
watch – watches [ɪz]

3. Complete the mice's report to their boss.



Richy the Cat gets up at Then he
After breakfast At In the
afternoon In the evening

4a. Read what Twinky says about his morning and answer: What does Twinky do in the morning?

I usually get up at eight o'clock. I make my bed and do my exercises. I have breakfast at nine o'clock. After breakfast I brush my teeth. I wash my hands and face. Then I draw.

Model. Twinky usually gets up at eight o'clock.

4b.  Write about Twinky's morning.

Lesson 3. Do you do any housework?

1a.   Picture dictionary.



lay the table



feed (my) pet



walk (my) dog



help (my) mum

1b. Read the transcription.

[fi:d], [help], [wɔ:k], [lei]

2. ABC Letter secrets.



ay = [eɪ]

Lay the table, Ray, and play.



3. Say the chant.

lay – lays wash – washes tidy – tidies

I lay the table.

She lays the table.

I wash the dishes.

She washes the dishes.

I tidy my room.

She tidies her room.

What about you?

What about you?

I help my mum.

He helps his mum.

I walk my dog.

He walks his dog.

I feed my pet.

He feeds his pet.

What about you?

What about you?

4a. Read and complete the interviews for the school radio. Use the words from the box with the correct preposition in, to or at.

... the theatre, ... museums, ... the cinema, ... the disco,
... the circus, ... the zoo, ... home, ... the park,
... the swimming pool, ... the amusement park

Reporter: Hello. I'd like to ask you about your days off. Where do you spend your day off? Where do you go on your day off? What do you do on your day off?

Mikita: I am usually (1) ... on my day off. I listen to music and play computer games with my friends. In the afternoon I do my homework and read books. In the evening I watch TV. Sometimes I go (2) I can learn a lot about history.¹ It's interesting!



Nastya: I am (3) ..., too on Saturdays and Sundays. I help my mum. I lay the table and wash the dishes, but I like to spend my day off (4) I watch plays² with beautiful actresses³ and good actors, singers and dancers. I go (5) ..., too. I like 3D films. They're fantastic!

Mike: I have very good days off (6) I spend them with my friends. We ride a bike or we ride a horse. Sometimes we roller-skate. On Sundays we usually go (7) We play football (8) It's great! I walk and feed Lucky. He's happy!



¹I can learn a lot about history. – Я шмат чаго магу даведацца з гісторыі.

²plays – п'есы

³actress ['æktɹəs], actor ['æktə] – актрыса, акцёр



Liz: I spend every Saturday (9) I do exercises in the water and swim. Oh, I like it! It's cool! Sometimes I go (10) ... with my family. We watch animals and feed them. They are clever and funny, beautiful and interesting! My sister likes our days off (11) We watch funny clowns, beautiful acrobats and clever animals. Sometimes my brother goes (12) He likes music and he likes to dance. It's fun!

4b. 🎧 Listen and check.

4c. Choose a role and read.

4d. Whose day off do you like most of all?

4e. Close the book and play a memory game.

Model. A: She does exercises and swims in the swimming pool.

B: Liz.

A: Yes! / Right!

B: They play football in the park.

A: Liz and her family.

B: No, not right. / Wrong.

5. 📄 Ask your friend 3 questions (see ex. 4a, Reporter) and write 4–5 sentences about his / her day off.

Lesson 4. She doesn't do anything!¹

1a. 🎧 Listen and guess the boy's friend.

1b. 🎧 Listen, read and complete the poem.

He **cooks** breakfast. She **doesn't cook!**
He **looks** at her. She **doesn't look!**
He **does** some housework. She **doesn't do any!**
He **washes** the dishes. She **doesn't wash many!**
He **plays** with her. She **doesn't play!**
They **aren't** good friends, are they?²
He **goes** to the cinema. She **doesn't go!**
He says 'Goodbye!' She says ...

1c. Put the pictures in the correct order. Read the sentences from the poem about them.



¹ She doesn't do anything! – Яна нічого не робить!

² ... are they? – ... хіба не так?

1d. Compare each pair of the sentences.

2. 🔍 🎧 Grammar secret.

The Present Simple Tense: negative sentences

Цяперашні прасты час:
адмоўныя сказы

○ don't V ...

① (We, You, They) don't cook breakfast in the morning.

○ doesn't V ...

① (She) (He, It, The cat) doesn't cook breakfast in the morning.

3a. Twinky, Floppy, Mike and Liz go the cinema. Look at the pictures and guess the name of the cartoon¹.

1



an oven
[ˈʌv(ə)n]

3



2



a well


4



¹ a cartoon – мультфільм

Snow Fairy ['feəri]

5



6



7



gold [gəʊld]

8



9



10



3b.  Listen and read part I (pictures 1–5). Check your guesses.

1. This is a very good girl. She's beautiful and kind. She **tidies** the house, **cooks** breakfast, lunch and dinner for her stepmother and stepsister¹.

2. The good girl wants water, but she falls into the well.

3. The good girl sees an oven with bread. She helps the oven.

4. The good girl helps the apple tree.

5. The good girl **does** all the housework in Snow Fairy's house. Snow Fairy gives the good girl a lot of gold.

¹her stepmother and stepsister – яе мачаха і зводная сястра (дачка мачахі)

3c. Read part II about the stepsister. Complete the sentences.

6. This is the good girl's stepsister. She's bad and lazy. She **doesn't tidy** the house. She **doesn't ...** breakfast, lunch and dinner.

7. The lazy girl wants gold. She jumps into the well.

8. The lazy girl sees an oven with bread, but she **doesn't ...** the oven.

9. The lazy girl ... the apple tree.

10. The lazy girl ... **do** any housework in Snow Fairy's house. The Snow Fairy ... her any gold.

3d.  **Listen and check.**

3e. Prove that the stepsister is lazy.

4. Compare the two girls.

Model: The good girl tidies the house, but the lazy girl doesn't tidy the house.

5. Play the "Snowball" game. Speak about the lazy girl. Add your own ideas.

Model. A: The girl's stepsister is lazy. She doesn't help her mum.

B: The girl's stepsister is lazy. She doesn't help her mum. She doesn't make her bed.

6.  **Write 5–7 sentences about the girl's stepsister.**

Lesson 5. Does Twinky help his mum?

1a. 🎧 Liz asks Twinky about his family. Listen and answer:
Does Twinky help his mum?



Liz: Twinky, have you got a big family?

Twinky: Yes, I have. I've got a mum and a dad. I've got a brother, Winky, and two sisters, Pinky and Linky.

Liz: Wow! Does Winky help his mum?

Twinky: Yes, he does. He washes the dishes.

Liz: Does Pinky help her mum?

Twinky: Yes, she does. She lays the table.

Liz: Does Linky help her mum?

Twinky: Yes, she does. She tidies the house.

Liz: Do you help your mum?

Twinky: Yes, I do. I feed Floppy every day. Oh, it's nine o'clock! It's time for breakfast. Floppy, come here! Oh dear, help!

1b. ABC 🎧 Letter secrets.

ee = [i:] feed, teeth

i = [aɪ] tidy, nine, time

i = [ɪ] dishes, dinner

1c.   Grammar secret.

The Present Simple Tense: general questions

Цяперашні прости час: агульныя пытанні

Do **V** ... ? Yes, **do** . / No, **don't** .

Do I (we, you, they) **help** her? Yes, **I do** . / No, **I don't** .

Does **V** ... ?

Does he (she, it, stepsister) **help** her?

Yes, **does** . / No, **doesn't** .

Yes, he **does** . / No, he **doesn't** .

1d. Choose a role and read ex. 1a.

2. Act out the interview.

3. Play a guessing game about Twinky's family.

Model. **A** : Is it a boy or a girl?

B: A boy.

A: Does he feed Floppy?

B: No, he doesn't.

A: Does he do the dishes?

B: Yes, he does.

A: Is it Winky?

B: Yes, it is.

4a. Speak to your classmate. Who does it in your family?

Model. A: Do you cook breakfast?

B: No, I don't.

A: Does your mum cook breakfast?

B: Yes, she does.


**Help
box**


make your / her / his bed, cook breakfast, cook lunch, cook dinner, lay the table, wash / do the dishes, wash the floor, tidy your room / flat / house, walk your pet, feed your pet, wash your pet, brush your pet


4b.  Write 5–7 questions to ask Twinky.

Lesson 6. Ode¹ to Richy the Cat

1. ABC Letter secrets.

 c → [s] circus, nice
[k] cucumber, cake, cook

 u → [ju:] music, cucumber
[ʌ] cut, uncle

 i → [aɪ] five, nine
[ɪ] six, sit

 ee → [i:] tree, see

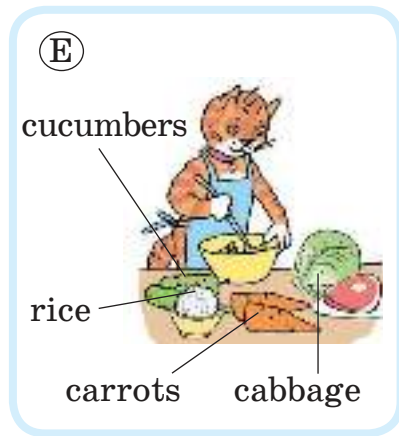


 ay → [eɪ] lay, Ray, play, day, Sunday

¹Ode [əʊd] – урачысты верш, прысвечаны якой-небудзь падзеі ці герою

2a. Look at the pictures in ex. 2b and read the words. What do they mean?

2b. 🎧 Listen, read and match the verses to the pictures.

<p>(A)</p>  <p>an acrobat [ˈækrəbæt]</p>	 <p>a clown [klaʊn]</p>	 <p>a disco dancer</p>	 <p>a crown [kraʊn]</p> <p>an actor</p>
---	--	---	---



Ode to Richy the Cat

1.

Richy is a great, clever cat.
He's never¹ naughty or bad.
He's so kind he can make friends with a rat.
He's always² happy, and never sad.

2.

Richy the Cat has a good-looking face,
And he's got a lot of skill and grace³.
He can be a circus acrobat, a clown,
A disco dancer, or an actor with a crown.

3.

He can cook a lot of tasty dishes:
Cucumbers, lettuce⁴ and cabbage for tortoises,
Seeds and carrots for good mice,
For boys and girls, he can cook meat and rice!

4.

Richy the Cat can compose⁵ classical music,
So that in every concert⁶ we use it.
When we come to the cinema we find it amusing⁷
That we can hear Richy the Cat's classical music!

¹ **never** ['nevə] – ніколи

² **always** ['ɔ:lweɪz] – заўсёды

³ **a lot of skill and grace** – шмат ўменняў і грацыёзнасці

⁴ **lettuce** ['letɪs] – салата-латук

⁵ **compose** [kəm'pəʊz] – складаць

⁶ **concert** ['kɒnsət] – канцэрт

⁷ **amusing** [ə'mju:zɪŋ] – забаўны

5.

He can cook and lay the table –
To do a heap of things he is able!¹
He can tidy the house, do the dishes and feed his pet –
Richy the Cat can be a very good vet!

6.


Instead Richy the Cat is a businessman,
He knows what to do and when.
But sometimes Richy gets lazy –
That's when he likes to look at daisies.

7.

We can honestly say that he likes to play
When he is free, on a sunny day.
And he likes to sleep when he stays²
In warm, nice, bright sunrays...

2c. Read the answers to the questions.


1. Why is it called “Ode to Richy the Cat”?
2. What can he do?
3. What jobs can he do?

3.  Listen and read the poem verse by verse a) with a group of 3–4 other students; b) in pairs – take turns.

4. Have a reading contest.

¹ To do a heap of things he is able! – Ён умее рабіць многія рэчы!

² when he stays – калі ён застаецца

5.  Complete the sentences about Richy the Cat and write them.

1. Richy the Cat is never naughty, ...
2. He's always happy and ...
3. He can cook a lot of tasty dishes, ...
4. He can be a circus acrobat or ...

Lesson 7. Let's go for a walk!

1. You want to do something special¹ on your day off. Discuss with your class where you can do the activities.

Model. We can ride a horse in the amusement park.

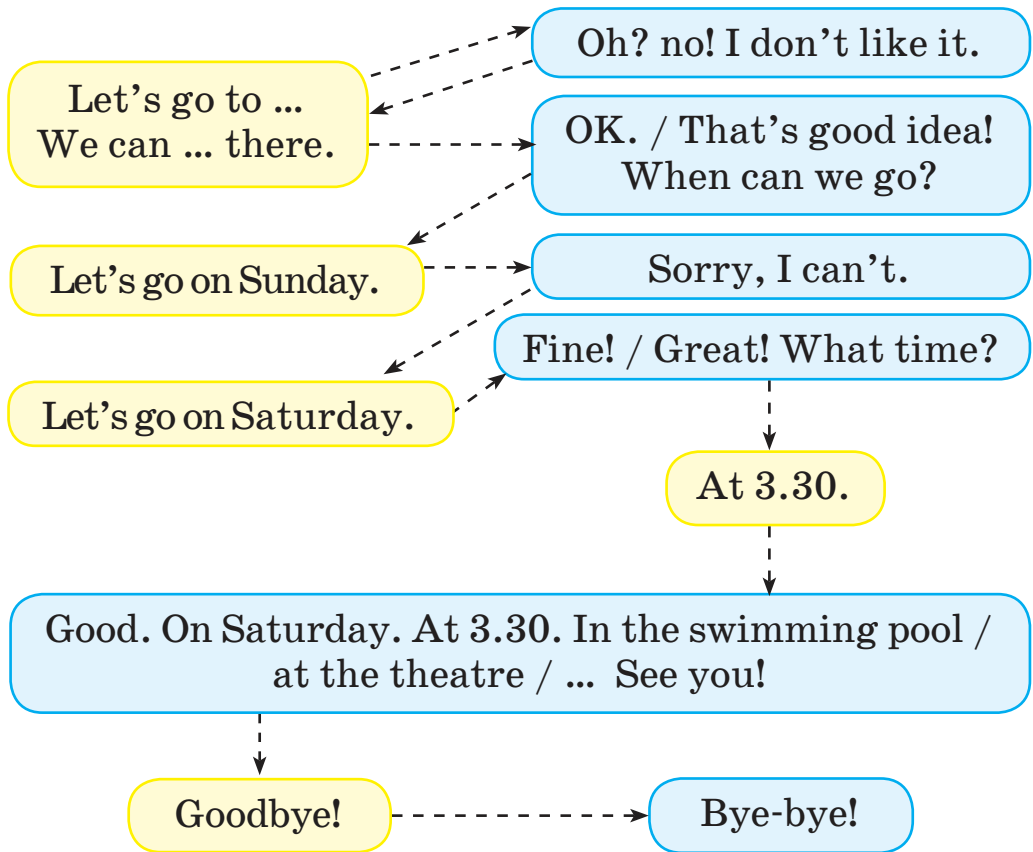


**Help
box**

ride a horse, see clever and funny animals, watch a 3D film, learn about history, watch a play, see clowns and acrobats, go for a walk, see actors and actresses, swim, dance, listen to good music, roller-skate

¹special ['speʃ(ə)l] – асаблівы

2. Choose an activity and invite your friend to do something special on your day off. Work in pairs.



3. Role-play your dialogues.

4. Listen to all the dialogues. What's the most popular activity in your class?

5.  Write a short letter to invite your friend to do something interesting. Complete the sentences in the left column (see ex. 2).

Lesson 8. Dino's page

1a. Children write letters to a magazine¹. Read and match their letters to the pictures.

DINO'S PAGE

very much

My day off


(A)



(B)



(C)



1.

Hi Dino,

I usually go to museums on my day off. I go there² with my mum and my little brother. I like the Robot Museum very much. We can see there a lot of robots: big and small, short and tall. Then we go to the Robot café. We play computer games with robots. It's cool!

Tim, 10, America.

¹ letters to a magazine [ˌmæɡəˈziːn] – листы ў часопіс

² there [ðeə] – туды

2.

Hello, Dino,

I spend every Saturday and Sunday at the circus. I can see a lot of animals there. They are clever and funny. They can count, dance, ride a bike, roller-skate and jump. I brush and wash the pony. I like the circus very much. It's great! My parents are clowns, but I want to be a horse rider.

Alex, 9, Britain.

3.

Dear Dino!

On Saturday I usually go to the swimming pool. On Sunday I spend the morning at home. I like to sleep. I get up at 11 o'clock. I watch TV, play computer games and listen to music.

In the afternoon I go for a walk with my friends. Then I go to my granny's with my parents. We help our granny. I do the dishes and cook dinner with my mum. My dad tidies the house. We come home at 7 in the evening. Sometimes I go to the cinema or to the theatre on my day off. I like it!

Alesya, 10, Belarus.

1b. Read and say who ...

goes to the Robot café; sees a lot of animals; goes to the swimming pool; plays computer games; helps granny; washes the pony.

2. Write a letter to the Dino's page about your day off. Add¹ photos or pictures.

Dear Dino!

I usually spend my day off

I get up at I ... in the morning.

In the afternoon I sometimes go to I go there with We ... there.

I usually help my mum, too. I In the evening I Then I go to bed.

Sometimes I spend my Saturday or Sunday I can ... there. I like it. It's great / cool / fantastic!

..., Belarus.

Lesson 9. Home alone

1. Read about Bob's pets and guess them.

A. It's not big. It can climb trees. It can run very well. What is it? **B.** It's little. It's grey. It's got a long nose, little black eyes and big ears. It likes cheese. What is it? **C.** It's little. It's blue, yellow and green. It can sit on the lamp. What is it? **D.** It's brown. It's got a black nose. It's got black eyes. It's got long ears. It likes sausages and meat. What is it?

2a. Listen and check your guesses.

¹ Add ... – Дадайте ...

2b. Read and answer: Where are the animals? Why is Bob angry?



Bob's from Britain. He's got a mum, a dad and four pets: a cat, Tabby, a dog, Spot, a rat, Bella, and a budgie, Polly.

It's Sunday, a day off. Spot comes up to Bob's mum and dad. They ask, "What's the matter?"¹ "Let's play," the dog says. "Sorry, we can't. We go to the swimming pool on Sundays. Ask Bob."



Spot comes up to Bob. "What's the matter, Spot?" "Let's play," says Spot. "Sorry, I can't. I play football on Sundays. Ask Tabby."

"Let's play, Tabby," says the dog. "OK. Let's run and jump," says the cat. "Let's fly," says the budgie. "Hooray! Home alone!" says the rat. They run, jump and play. They are very happy.



¹ What's the matter? – У чым справа?

Then the pets say. “We’re hungry.” “No problem. Let’s open the fridge,” says Spot. “Yum, yum. We’ve got some cheese,” says the rat. “And some milk,” says the cat. “And some apples,” says the budgie. “And some sausages,” says the dog. After dinner they go to bed.



In the evening Bob, his mum and dad come home. ”Look at the floor!” says dad. “Look at the fridge! What a mess!¹” says mum. Bob is angry. “My pets!” He sees his pets on his bed. “Here they are!” he says. The pets jump up. “We’re sorry,” they say. They tidy the house.



2c. Choose a role and read.

3. True or false?

1. Bob’s from Britain. 2. He’s got three pets. 3. Bob’s mum and dad play tennis on Sundays. 4. Bob plays football on Sundays. 5. The pets sleep all day. 6. They eat cheese, milk, apples, sausages. 7. After dinner the pets go to bed.

¹ What a mess! – Які беспарадак!

4a. Who is speaking?

1. “What’s the matter, Spot?” 2. “Let’s play.”
3. “Sorry, we can’t. We go to the swimming pool on Sundays. Ask Bob.” 4. “Sorry, I can’t. I play football on Sundays. Ask Tabby.” 5. “OK. Let’s run and jump!”
6. “Let’s fly.” 7. “Hooray! Home alone!” 8. “We’re hungry!” 9. “Let’s open the fridge!” 10. “Yum, yum. We’ve got some cheese.” 11. “Look at the floor!”
12. “Look at the fridge! What a mess!” 13. “Here they are!” 14. “We’re sorry.”

4b. 🎧 Act out the story.

Lesson 10. Christmas

1. 🎧 Listen and role-play.



- Merry Christmas, Twinky!
- Thank you. Merry Christmas to you, Liz!



- Happy New Year, Floppy!
- Thank you! The same to you, Mike.

2. 🎧 Sing the song.

Christmas tree! Oh, Christmas tree!
How lovely are your branches (галіны)!
Oh, Christmas tree! Oh, Christmas tree!
How lovely are your branches!

In summer sun and winter snow
A coat (паліто) of green you always show.
Oh, Christmas tree! Oh, Christmas tree!
How lovely are your branches!

3. Read and answer: Who is the card from?

Dear Mikita,
Merry Christmas
and a Happy New Year!
Yours, Mike.



4. Send season's greetings¹ to your friend.

1. Make a card.
2. Write season's greetings.
3. Write your friend's address on the envelope.
4. Write your address on the envelope.
5. Send your card.

5a. Read the rules of the popular British game and choose its name: a) "A chair race"; b) "Musical chairs"; c) "The quickest player".

1. Put 5–8 chairs.
2. Play music.
3. 6–9 players walk or run round the chairs.
4. When the music stops, the players sit down on the chairs.
5. The player who has no chair is out.
6. Take away one chair.
7. Play again until you have one chair and two players. Who is the quickest?

5b. Do you play a similar game at New Year parties? Explain how you play it.

5c. Play the game. Choose a player to give commands.

¹ Send season's greetings ... – Адпраўце віншаванне са святам ...

Unit 5



Pet of the family¹

Lesson 1. Aren't pets great?

1a. Answer the question with your class: Which animals can be pets?



1b. Look, read and match the pictures with the words.

- | | | |
|---------------|---------------|-----------------|
| a) a dog | e) a goldfish | i) a puppy |
| b) a tortoise | f) a parrot | j) a kitten |
| c) a budgie | g) a hamster | k) a guinea-pig |
| d) a rabbit | h) a rat | |

¹ Pet of the family – Любімец сям’і

1c. 🎧 Listen, read and guess the riddles about the most popular pets in Britain.


1. It's a little pet. It's usually green, blue and yellow. It's funny. It walks, jumps and flies. Sometimes it speaks!¹ It's cool!

2. This pet is big or little. It's black and white or black and brown ... It's usually very clever. Sometimes it's naughty. It likes meat, but it can eat your book, too!

3. This pet isn't big. It's grey, brown, black or white. It's usually very beautiful and clever. It's lazy – it sleeps a lot. And it's naughty – it jumps on the dinner table, or it sleeps on your bed!

1d. Make up a riddle about the pet you like. Speak about its size², colour and character³.

2a. 📄 🎧 Picture dictionary.



hair

happy



a tail

friendly



sad

¹ Sometimes it speaks! – Часам ён размаўляе!

² size – памер

³ character ['kærɪktə] – характар



angry



old



young

2b. Read the transcription.

[teɪl], [heə], ['æŋɡri], [sæd], [əʊld], ['fren(d)li], [jʌŋ], ['hæpi]

3. How well do you know pets? Agree or disagree.

1. Dogs jump when they are happy. 2. Guinea-pigs have a long tail. 3. Cats are angry pets. 4. Rats are clever. 5. Pets are sad when they are alone. 6. When a cat is 14 years old, it is old. 7. Hamsters are friendly pets. 8. When guinea-pigs are 5–7 years old, they are young.

4. Match the sentences to speak about pets.

1. Young pets are funny. 2. Sometimes pets are angry. 3. Cats and kittens are lazy. 4. Budgies are clever. 5. Young dogs and cats have a name.

A. They sleep a lot. • B. They are puppies and kittens. • C. They play a lot. • D. They scratch and bite¹ their owner². • E. Sometimes they speak.

¹ **scratch and bite** – драпають і кусають

² **owner** ['əʊnə] – уладальник

5. Choose a pet and play the “Last Sentence” game (see ex. 1c).

6.  Write 6–8 sentences about the pet you like.

Lesson 2. I feed my pet

1a.   Picture dictionary.



bones



seeds



grass



leaves



cabbage



cat food



dog food


1b. Read the transcription.

[li:vz], [bəʊnz], [gra:s], [si:dz], ['dɒg ,fu:d], ['kæbɪdʒ],
['kæt ,fu:d]

2.   Letter secrets.

 o = [əʊ] bone

 ea = [i:] meat, leaves

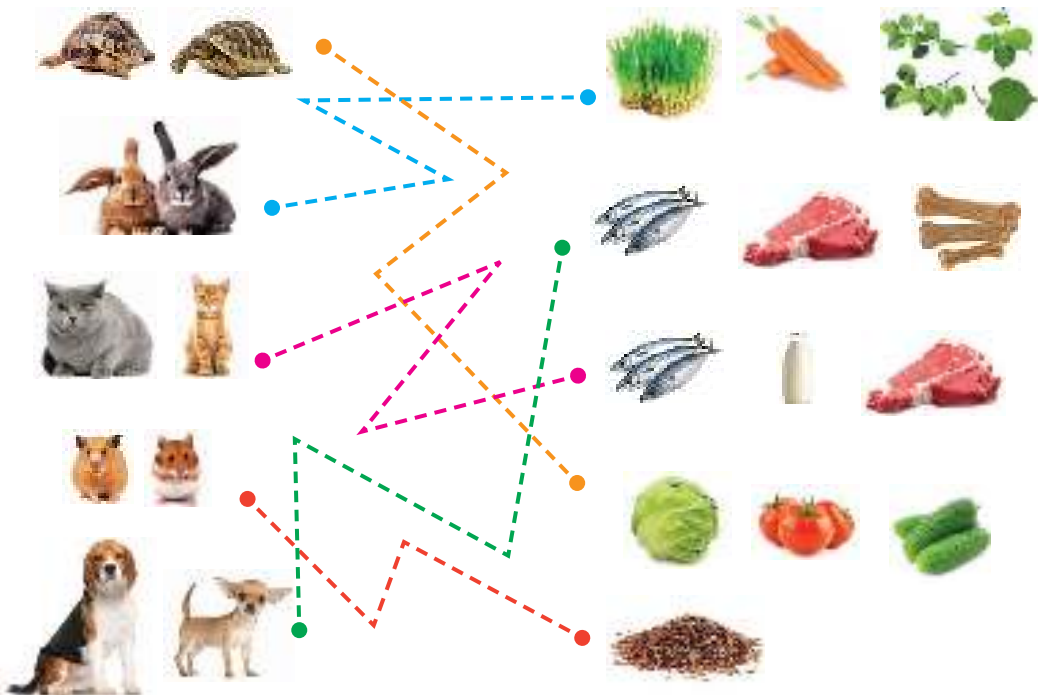
 o = [ɒ] dog

 ea = [e] bread, breakfast

3a. What do they like? Match a pet and its food.

- | | | |
|--------------|------|-------------------------------------|
| 1. Tortoises | like | A. grass, carrots and leaves. |
| 2. Rabbits | | B. fish, meat and bones. |
| 3. Cats | | C. fish, milk and meat. |
| 4. Hamsters | | D. cabbage, tomatoes and cucumbers. |
| 5. Dogs | | E. seeds. |

3b. Join the pictures and check your guesses.



4a. 🎧 Listen and read the question (Q) and the answer (A) on an Internet page. What pets has the girl got? Guess.

Q: Hurray! I've got a pet. No, two pets! They're ...
I want to feed them well. What do they eat?

A: They eat many fruits and vegetables¹. They like apples, bananas, oranges, napa cabbage², turnip, baby carrots, cherry tomatoes. But don't give them a lot of sweet fruit and vegetables. They can have problems. Feed them on green leaves and grass every day. They are very good for them.

4b.  Listen and read the description to help you guess the girl's pets.

They are nice pets and beautiful. They have short hair of grey, yellow, brown, black or white colours, but they are never green, pink, purple or blue. They have ears like a mouse³. They usually have black eyes and a little pink nose. White ...s have red eyes. They have four teeth. Their tail is short.

They are not very big pets – they are usually 30 centimetres ['sentɪ,mɪ:təz] long. They are like a football⁴. They live 5–7 years.

They are kind and friendly pets, and they usually don't bite. But they are sad if they are alone. They are happy when they have a ... friend.

4c. Guess the name of the pets. What interesting facts do you remember about the pets?

augein-sipg

¹ many fruits [frʊts] and vegetables ['veʒtəb(ə)lɪz] – шмат садавiны i гароднiны

² napa ['næpə] cabbage – кiтайская, пекiнская капуста

³ like a mouse – як у мышкi

⁴ like a football – як футбольны мяч

5a. Open a family café for pets and their owners. Read the menu. What pets can come to your café?

Model. Dogs can come. They eat bread, cheese, ...



5b. Go to the shop and buy other foods for pets. Role-play the dialogue.

Model. You: Hello! Have you got any cat food?

Shop assistant: Yes, sure.

You: 1 kilogram¹, please.

Shop assistant: Here you are.

You: Thank you.

Shop assistant: You're welcome.

¹ kilogram ['kɪləgræm] – кілограм

5c. Treat¹ pets at the cafe.

Model. Pet: Hello!

You: Hello, Mr Rabbit. Come in, please. Sit down.

Pet: Thank you. Bread and water, please.

You: Have some seeds. They are yummy.

Pet: OK. Bread, seeds and water, please.

You: Good. Here you are.


Pet: Thank you.

You: You're welcome, Mr Rabbit.

6.  Choose 3 pets. Write 6 sentences. What do they eat? What do they drink?

Lesson 3. Beautiful or ugly?

1a.   Picture dictionary.

		
beautiful	ugly	big small
fast		slow
		
noisy	quiet	interesting
		
		boring

¹ **treat** – частаваць; тут: пачастуй

1b. Read the transcription.

[ˈɪnrəstɪŋ], [fɑːst], [ˈbjʊ:təf(ə)l], [smɔːl], [ˈbɔːrɪŋ],
[ˈnɔɪzi], [ˈʌɡli], [ˈkwaiət], [sləʊ], [bɪɡ]

2. ABC Letter secrets.



qu = [kw]

Quiet! The Queen wants to ask
a question!



3a. Make up sentences about the animals.

Model. Horses are big.

Horses	are	noisy.
Frogs		big.
Rabbits		fast.
Parrots		interesting.
Puppies		beautiful.
Butterflies		young.

3b. Listen, read and check your sentences from ex. 3a.



1. I'm a caterpillar.



2. Horses! They're big
and I'm small.



3. Frogs! They're noisy
and I'm quiet.



4. Rabbits! They're fast
and I'm slow.



5. Parrots! They're inter-
esting and I'm boring.



6. Puppies! They're
young and I'm old.



7. Butterflies! They're
beautiful.



8. And I'm ugly. I'm sad.




9. Oh, I'm a butterfly!
I'm beautiful!

3c. Read and act out the story.

4a. Play the “Last Sentence” game. Make up sentences about animals (see ex. 1a).

Model. Tortoises are boring.

4b.  Write 5–7 sentences about different¹ animals. Use the words from ex. 1a.

Lesson 4. At the pet shop

1a.  Mrs Read is at the pet shop. Listen, read and answer: What pet does she buy? Why?



Shop assistant: Can I help you?

Mrs Read: Yes, I'd like a pet.

Shop assistant: Aha. What about a budgie? It's beautiful!

Mrs Read: Yes, it's beautiful, but it's very noisy!

Shop assistant: What about a goldfish? It's **quieter** than a budgie.

¹different ['dɪfrənt] – разные

Mrs Read: Yes, it's quieter, but I want an interesting pet.

Shop assistant: H-m, look at the snake! It's **more interesting**.

Mrs Read: But it's angry! I want a friendly pet.

Shop assistant: OK. What about a tortoise? It's friendlier.

Mrs Read: It's friendlier, but it's very slow. Any fast pets?

Shop assistant: The dog is faster.

Mrs Read: It's faster, but it's very big. I want a small pet.

Shop assistant: Take a mouse, it's smaller.

Mrs Read: A mouse? I've got a rat. Oh, a budgie! It's beautiful! It's friendly! And it's small! Can I have a budgie, please?

Shop assistant: Sure, here you are.

1b.   **Grammar secret.**

Comparative adjectives

Приметнікі ў параўнальнай ступені

The mouse is **smaller than** a cat.

The butterfly is **more beautiful than** a caterpillar.



short – shorter big – bigger
friendly – friendlier
interesting – **more interesting**

1c. Complete the sentences.

Model. A goldfish is quieter than a budgie.

1. A goldfish is quieter than a 2. A snake is more interesting than a 3. A tortoise is friendlier than a 4. A dog is faster than a 5. A mouse is smaller than a 6. A budgie is more beautiful than a

2a. Speak to your classmate. Compare different animals.

Model. A tortoise is slower than a rabbit. A tortoise is smaller than a rabbit. A rabbit is more interesting than a tortoise.



1. slow / small / interesting. 2. quiet / fast / ugly.
3. angry / big / beautiful. 4. noisy / tall / clever.
5. funny / boring / friendly.

2b. Speak to your classmate. Which pets do you like more? Why?

Model. I like cats more. They are smaller than dogs, and they are more beautiful. They are friendlier than dogs. They are quieter than dogs.

Cats or dogs? Hamsters or rats? Guinea-pigs or rabbits? Tortoises or goldfish?

2c.  Write 5–7 sentences about different animals.

Lesson 5. A pet show

1a. The children go to a pet show. Look at the animals (ex. 2a), read about them and compare them.

The dogs are bigger than the cats and the rabbits. The horses are bigger than the dogs. The horses are **the biggest**. The cats and the rabbits are more beautiful than the dogs. The horses are more beautiful than the cats and the rabbits. The horses are **the most beautiful**.

1b.    **Grammar secret. Listen and say the chant.**

Comparative and superlative adjectives

Приметнікі ў вышэйшай
і найвышэйшай ступені

fast	faster	the fastest
big	bigger	the biggest
friendly	friendlier	the friendliest

beautiful good bad	more beautiful better worse	the most beautiful the best the worst
--------------------------	-----------------------------------	---



big




bigger



the biggest

2a. 🎧 The children are at the pet show. Listen to the show presenter and answer: Which animal is the friendliest? The fastest? The biggest? The most beautiful? The best?



**2b. Practise reading and then have a reading competition.
Who's the best show presenter?**

Welcome to our pet show! We've got a lot of pets!
Rabbits and horses! Cats and dogs! Big and small! Fast
and slow!

Look at the dogs. Ben is friendly. Spot is friendlier.
And Rex is the friendliest!

Look at the cats! Tabby is beautiful. Sylvester is
more beautiful and Tinker is the most beautiful!

Now the rabbits! Snuff is fast. Rose is faster. Bunny
is the fastest!

And the horses. Beauty is big, Herby is bigger. And
Biscuit is the biggest!

Rex, Tinker, Bunny and Biscuit are the best!

3a. Speak about the pets.

Susie



Lucky



Rose



Peter



Model. I think Susie is the most beautiful.



the friendliest, the funniest, the cleverest,
the fastest, the ugliest, the noisiest,
the oldest, the youngest, the naughtiest,
the nicest, the most boring, the most
interesting, the best

3b.  Write 5–7 sentences about the pets.

Vocabulary

Aa

afternoon [ˌɑːftəˈnuːn] час пасля паўдня

in the afternoon апоўдні

amusement park [əˈmjuːzmənt ˌpɑːk] парк забаў

angry [ˈæŋɡri] сярдзіты, раззлаваны

aunt [ɑːnt] цётка

Bb

bad [bæd] дрэнны

beautiful [ˈbjuːtəf(ə)l] прыгожы

Belarusian [ˌbeləˈruːsiən] беларускі; беларус; беларуская мова

big [bɪɡ] вялікі

bone [bəʊn] костка

boring [ˈbɔːrɪŋ] сумны

boy [bɔɪ] хлопчык

breakfast [ˈbrekfəst] снеданне

brush hair [ˈbrʌʃ ˈheə] расчэсваць валасы

brush teeth [ˈbrʌʃ ˈtiːθ] чысціць зубы

businessman [ˈbɪznɪsmæn] бізнесмен

budgie [ˈbʌdʒi] маленькі хвалісты папугай

buy [baɪ] купляць

Cc

cabbage [ˈkæbɪdʒ] капуста

candle [ˈkændl] свечка

card [kɑːd] паштоўка

cat [kæt] кот

cat food [ˈkæt ˌfuːd] корм для ката

children [ˈtʃɪldrən] дзеці
cinema [ˈsɪnəmə] кінатэатр
circus [ˈsɜːkəs] цырк
clever [ˈklevə] разумны
clock [klɒk] гадзіннік (наścенны, настольны)
come home [ˈkʌm ˈhəʊm] прыходзіць дадому
cook [kʊk] кухар; гатаваць (ежу)
cousin [ˈkʌzn] стрыечны брат, стрыечная сястра

Dd

dark [dɑːk] цёмны
daughter [ˈdɔːtə] дачка
dentist [ˈdentɪst] зубны ўрач
dinner [ˈdɪnə] абед
disco [ˈdɪskəʊ] дыскатэка
do exercises [ˈduː ˈeksəsaɪzɪz] рабіць практыкаванні
do homework [ˈduː ˈhəʊmwɜːk] рабіць дамашняе заданне
do housework [ˈduː ˈhaʊswɜːk] выконваць хатнія абавязкі
do sums [ˈduː ˈsʌmz] рашаць прыклады
do the dishes [ˈduː ðə ˈdɪʃəz] мыць посуд
doctor [ˈdɒktə] доктар
dog [dɒg] сабака
dog food [ˈdɒg ˌfuːd] корм для сабакі
draw [drɔː] маляваць
driver [ˈdraɪvə] шафёр

Ee

English [ˈɪŋɡlɪʃ] англійскі; англійская мова
evening [ˈiːvnɪŋ] вечар
in the evening вечарам
every day [ˈevri ˈdeɪ] кожны дзень

Ff

fair [feə] светлы
farmer ['fɑ:mə] фермер
fast [fɑ:st] хуткі
feed a pet ['fi:d ə'pet] карміць гадаванца
food [fu:d] ежа
Friday ['fraɪdeɪ] пятніца
friendly ['frendli] дружалюбны
funny ['fʌni] смешны

Gg

get dressed ['get 'drest] апранацца
get up ['get 'ʌp] уставаць
girl [gɜ:l] дзяўчынка
give [gɪv] даваць
go [gəʊ] ісці, ехаць
go for a walk ['gəʊ fərə 'wɔ:k] ісці на прагулку
go to bed ['gəʊ tə 'bed] класціся спаць
go to school ['gəʊ tə 'sku:l] ісці ў школу
goldfish ['gəʊldfɪʃ] залатая рыбка
good [gʊd] добры
grass [grɑ:s] трава
guinea-pig ['ɡɪni piɡ] марская свінка

Hh

hair [heə] валасы
hamster ['hæmstə] хамяк
happy ['hæpi] шчаслівы
Happy New Year! ['hæpi nju: jɜ:] / ['hæpi nju: jz:] З Новым годам!
hat [hæt] шапка, капялюш
have fun ['hæv 'fʌn] весяліцца

help [help] **somebody** дапамагаць каму-небудзь
home [həʊm] дом (дом, кватэра, горад, краіна, дзе ты жывеш)

Ii

interesting [ˈɪntrəstɪŋ] цікавы
it's one o'clock [ɪts ˈwʌn əˈklɒk] гадзіна дня

Jj

job [dʒɒb] праца

Kk

kind [kaɪnd] добры
kitten [ˈkɪtn] кацяня

Ll

lay the table [ˈleɪ ðə ˈteɪb(ə)l] накрываць на стол
lazy [ˈleɪzi] лянiвы
leaves [li:vz] лісце
listen to (music) [ˈlɪsn tə ˈmju:zɪk] слухаць (музыку)
long [lɒŋ] доўгі
lunch [lʌntʃ] другое сьнеданне, другі абед

Mm

make the bed [ˈmeɪk ðə ˈbed] засцілаць ложкак
make things [ˈmeɪk ˈθɪŋz] рабіць рэчы, вырабы
man [mæn] мужчына; чалавек
Merry Christmas! [ˈmerɪ ˈkrɪsməs] З Калядамі! (Вясёлых Каляд!)

Monday ['mʌndeɪ] панядзелак
morning ['mɔːnɪŋ] раніца
in the morning раніцай
museum [mjuː'ziːəm] музей

Nn

naughty ['nɔːti] непаслухмяны, гарэзлівы
new [njuː] новы
nice [naɪs] мілы
noisy ['nɔɪzi] шумны

Oo

old [əʊld] стары

Pp

paint [peɪnt] маляваць фарбамі
parents ['peərənts] бацькі
parrot ['pærət] папугай
party ['pɑːti] вечарынка
pasta ['pæstə] макароны
play computer games ['pleɪ kəm'pjʊ:tə 'geɪmz] гуляць у
камп'ютарныя гульні
play sports ['pleɪ 'spɔːts] займацца спортам
porridge ['pɒrɪdʒ] аўсяная каша
puppy ['rʌpi] шчаня

Qq

quiet ['kwaɪət] ціхі

Rr

rabbit [ˈræbɪt] трыс

rat [ræt] пацук

ride a bike [ˌraɪd ə ˈbaɪk] катацца на веласіпедзе

roller-skate [ˈrɒləskeɪt] катацца на ролікавых каньках

roller skates [ˈrɒlə ˌskeɪts] ролікавыя канькі

Russian [ˈrʌʃn] рускі; руская мова

Ss

sad [sæd] сумны

sandwich [ˈsænwɪdʒ] / [ˈsænwɪtʃ] бутэрброд

Saturday [ˈsætədeɪ] субота

seeds [siːdz] насенне, семечкі

shop assistant [ˈʃɒp əsɪst(ə)nt] прадавец

short [ʃɔːt] кароткі, нізкага росту

slow [sləʊ] павольны

small [smɔːl] маленькі

son [sʌn] сын

Sunday [ˈsʌndeɪ] нядзеля

swimming pool [ˈswɪmɪŋ ˌpuːl] басейн

Tt

tail [teɪl] хвост

take a shower [ˈteɪk ə ˈʃaʊə] прымаць душ

tall [tɔːl] высокі

teacher [ˈtiːtʃə] настаўнік

theatre [ˈθɪətə] тэатр

Thursday [ˈθɜːzdeɪ] чацвер

tidy (a room) [ˈtaɪdɪ ə ru:m] прыбіраць (у пакоі)

together [təˈgeðə] разам

Tuesday [ˈtjuːzdeɪ] аўторак

Uu

ugly [ˈʌɡli] брыдкі
uncle [ˈʌŋkl] дзядзька
usually [ˈjuːʒʊəli] звычайна

Vv

vet [vet] ветэрынар

Ww

walk a dog [ˈwɔːk ə ˈdɒɡ] выгульваць сабаку
want [wɒnt] хацець
wash hands and face [ˈwɒʃ ˈhændz ənd ˈfeɪs] мыць рукі і твар
wash the dishes [ˈwɒʃ ðə ˈdɪʃəz] мыць посуд
watch TV [ˈwɒtʃ ˌtiːviː] глядзець тэлевізар
Wednesday [ˈwenzdeɪ] серада
week [wi:k] тыдзень
what? [wɒt] што? які?
when? [wen] калі?
where? [weə] дзе? куды?
who? [huː] хто?
whose? [huːz] чый? чыя? чыё? чые?
with [wɪð] з
woman [ˈwʊmən] жанчына
worker [ˈwɜːkə] рабочы

Yy

young [jʌŋ] малады

Zz

zoo [zuː] заапарк

**Англійская мова : вучэб. дапам. для 4-га кл. устаноў агул.
А64 сярэд. адукацыі з бел. мовай навучання : з электронным
дадаткам. У 2 ч. Ч. 1 / Л. М. Лапіцкая [і інш.]. – Мінск :
Вышэйшая школа, 2019. – 142 с. : іл. + 1 электрон. апт. дыск (CD)
ISBN 978-985-06-3109-1.**

**УДК 811.111(075.3)
ББК 81.2Англ-922**

Правообладатель Вышэйшая школа

Вучэбнае выданне

Лапіцкая Людміла Міхайлаўна
Калішэвіч Ала Іванаўна
Сеўрукова Таццяна Юр’еўна
Седунова Наталля Міхайлаўна

АНГЛІЙСКАЯ МОВА

Вучэбны дапаможнік для 4 класа ўстаноў агульнай сярэдняй адукацыі
з беларускай мовай навучання

З электронным дадаткам

У 2 частках

Частка 1

Рэдактар *В.В. Ракіцкая*. Мастацкі рэдактар *К.Э. Агуновіч*. Тэхнічны рэдактар *Н.А. Лебядзевіч*.
Карэктары *В.В. Ракіцкая, Т.К. Хваль*. Камп’ютарная вёрстка *Ю.М. Трусевіч*.

Падпісана да друку 23.05.2019. Фармат 70×90/16. Папера афсетная. Гарнітура «SchoolBookAC». Друк
афсетны. Ум. друк. арк. 10,53. Ул.-выд. арк. 5,0 + 5,0 (эл. дадат.). Тыраж 9212 экз. Заказ 322.

Рэспубліканскае ўнітарнае прадпрыемства «Выдавецтва “Вышэйшая школа”». Пасведчанне аб
дзяржаўнай рэгістрацыі выдаўца, вытворцы, распаўсюджвальніка друкаваных выданняў № 1/3
ад 08.07.2013. Пр. Пераможцаў, 11, 220004, Мінск. e-mail: market@vshph.com http://vshph.com

Адкрытае акцыянернае таварыства «Паліграфкамбінат імя Я. Коласа». Пасведчанне аб дзяржаўнай
рэгістрацыі выдаўца, вытворцы, распаўсюджвальніка друкаваных выданняў № 2/3 ад 10.09.2018.
Вул. Каржанеўскага, 20, 220024, Мінск.

(Назва ўстановы агульнай сярэдняй адукацыі)

Наву- чальны год	Імя і прозвішча вучня	Стан вучэбнага дапаможніка пры атрыманні	Адзнака вучню за карыстанне вучэбным дапаможнікам
20 /			
20 /			
20 /			
20 /			
20 /			

Вучэбны дапаможнік выданы за кошт сродкаў дзяржаўнага бюджэту для
фондаў бібліятэк па заказе Міністэрства адукацыі Рэспублікі Беларусь.

Правообладатель Вышэйшая школа