

English 4

Pupil's Book 2



CD-ROM inside

АНГЛИЙСКИЙ ЯЗЫК

Учебное пособие для 4 класса
учреждений общего среднего образования
с русским языком обучения

С электронным приложением

В 2 частях
Часть 2

*Допущено Министерством образования
Республики Беларусь*



МИНСК
«ВЫШЭЙШАЯ ШКОЛА»
2019















Правообладатель Вышэйшая школа

УДК 811.111(075.2)
ББК 81.2Англ-922
А64

Авторы: *Л.М. Лапицкая, А.И. Калишевич, Т.Ю. Севрюкова, Н.М. Седунова*

Рецензенты: кафедра английского языка естественных факультетов Белорусского государственного университета (старший преподаватель кафедры *О.В. Брич*); учитель английского языка высшей квалификационной категории государственного учреждения образования «Средняя школа № 219 г. Минска» *Т.В. Кабуш*

Условные обозначения

-  Ваш помощник в изучении английского языка
-  Аудиозапись
-  Настольная игра
-  Словарь в картинках
-  Грамматический секрет
-  Секреты букв
-  Урок презентации проекта
-  Домашнее задание
-  Подлежащее
-  Глагол **be**
-  Вспомогательный глагол
-  Глагол, обозначающий действие
-  Вопросительное слово
-  Электронный образовательный ресурс
e-vedy.adu.by

ISBN 978-985-06-3106-0 (ч. 2)
ISBN 978-985-06-3088-9

© Оформление. УП «Издательство
«Вышэйшая школа»», 2019

Правообладатель Вышэйшая школа

Contents

| | |
|---|-----|
| UNIT 5. Pet of the family (lessons 6–10) | 4 |
| UNIT 6. My house and flat | 17 |
| UNIT 7. Clothes | 42 |
| UNIT 8. School subjects | 72 |
| UNIT 9. Family holidays: my birthday | 110 |
| Vocabulary | 140 |

Unit 5



Pet of the family

Lesson 6. My pet is ill¹

1. Sing the song.

He gets up at 6 o'clock.
He takes a shower.
He walks his dog at 7 o'clock.
He buys a flower.



Chorus: He's Dr Monday, he's a vet.
He's Dr Monday, he helps my pet.



“What’s the matter? What’s the matter?”
“Can you help my cat?”
“Please, don’t worry, please, don’t worry,
I can help your cat.”

“What’s the matter? What’s the matter?”
“Can you help my dog?”
“Please, don’t worry, please, don’t worry,
I can help your dog.”



“What’s the matter? What’s the matter?”
“Can you help my snake?”

¹ ill – болен

“Please, don’t worry, please, don’t worry,
I can help your snake.”

2a.  **Twinky is at the vet’s. Floppy is ill. Listen and answer: What does Dr Monday recommend?**

Vet: Hello! Please, sit down.

Twinky: Thank you.

Vet: What’s your name?

Twinky: Twinky.

Vet: How do you spell it?

Twinky: T-w-i-n-k-y.

Vet: Twinky.

Twinky: That’s right.

Vet: What’s your pet’s name?

Twinky: Floppy.

Vet: How do you spell it?

Twinky: F-l-o-p-p-y.

Vet: OK. Where are you from?

Twinky: We’re from Twinkyland.

Vet: H-m. What’s the matter?

Twinky: Floppy is ill. She’s sad¹.

Vet: H-m. Do you walk your pet?

Twinky: No, I don’t. Floppy, stop! Don’t jump! I’m sorry, Dr Monday!

Vet: Don’t worry, Twinky. Floppy needs exercise².
Walk her every day!

Twinky: Every day? OK. Thank you, Dr Monday.



¹ **sad** – грустный

² **needs exercise** – нужны упражнения

2b. Match the sentences to the pictures.

(A)



(B)



(C)



F-l-o-p-p-y

(D)



T-w-i-n-k-y

(E)



1. Twinky spells his pet's name. 2. Twinky sits down. 3. Twinky spells his name. 4. Dr Monday tells Twinky to walk Floppy. 5. Floppy jumps in the room.

2c. Choose a role and read.

2d. Act out.

3. Role play. Your pet is ill. Take it to the vet.

**Help
box**

A: My pet is sad. My pet doesn't eat. My pet doesn't drink water. My pet doesn't play. ...

B: Give your pet water. Give your pet vitamins. Walk your pet! Play with your pet! Your pet needs exercise.

4.  Complete the sentences.



the vet, doesn't, ill, exercise, helps,
Twinky, every day

1. Floppy is 2. She ... want to eat. 3. Twinky takes Floppy to 4. Dr Monday ... Floppy. 5. Floppy needs 6. Dr Monday tells Twinky to walk Floppy 7. ... is happy.

Lesson 7. My pet and I

1a. Pet owners write to the “My Pet” magazine. Match the pet owners to their pets.

Model. I think Lucinda is Lucy's pet.



Simon



Alex



Jenny



Lucy



Spot



Bonny



Lucinda



Felix

1b. 🎧 Listen and check your guesses.

1c. Read about the pets. What are their names?

1. My pet is brown and white. He's got long ears and big brown eyes. He's got a black nose. He's got a funny tail. I walk my pet in the evening. We usually go to the park.

2. My pet is white. She's got long hair and a short tail. She's got black eyes and a black nose. She's beautiful and friendly. She eats meat and bones. I feed and brush my pet every day.

1d. Answer the questions. Which pet ...

is brown and white?
has got long ears?
has got long hair?

has got a black nose?
eats bones?
is white?

2a. Complete the sentences.



Felix is grey and white.
Felix eats
He doesn't eat
Felix drinks
He plays a lot. He
He's very



Lucinda is orange.
Lucinda eats
She doesn't eat
Lucinda drinks
She swims a lot. She
She's

2b. 📝 Write about Felix or Lucinda.

3. Play a guessing game about a pet.

A: What colour is it? – B: It's

A: What does it eat? – B: It eats

A: What does it drink? – B: It drinks

A: What can it do? – B: It can

A: Is it a ...? – B: Yes, it is. / No, it isn't.

Lesson 8. Funny pets and their owners

1. ABC 🎧 🗣️ Letter secrets.

🔔 a = [eɪ] face, name, table

🔔 i = [aɪ] tidy, nice, fine

🔔 a = [æ] dad, sad, happy

🔔 i = [ɪ] Liz, six, kitten

🔔 o = [əʊ] bones, Rose, go

🔔 u = [ju:] music, Susie

🔔 o = [ɒ] dog, stop, frog

🔔 u = [ʌ] puppy, Lucky

🔔 or = [ɔ:(r)] My tortoise isn't boring – it's funny when it's snoring.




2a. Look through the pictures. What pets have the children got?





2b. Read the underlined words in the poem and show the corresponding pictures. What is the poem about?

2c.  Listen, read and check your guesses. Match verses to the pictures in ex. 2a.

Funny pets and their owners

1. I've got a nice white rat.
It's a lot better than a cat.
Some people think it's ugly and angry,
But for me, it's beautiful and friendly.

2. Look at my tortoise –
Don't you think it's quiet and boring!
Do you believe it's noisy and funny
When it is snoring?

3. And I've got a little hamster!
I usually give her water,
And I feed her on grass and sweet jam...
H-m! Why doesn't she eat them?

4. Look! My little kitten
Loves bones and dog food!
I don't understand
Why he thinks they're good!

5. I usually feed my parrot
On seeds, leaves and carrot.
Oh, what a surprise!
He likes white rice!

6. But when I give him meat instead,
He gets angry,
He stamps his feet, he bites,
And he stands on his head!

7. I feed my dogs on bones.
I also give them scones –
That's when they never fail
To wag and wag their tails!¹

2d. Read together with the class and answer: Which pet is the funniest? Who is the funniest pet owner? Who is the best pet owner?

3. Find and read the words with the vowel letters a, i, o, u.

4.  Practice reading the poem in pairs. Listen and check.

5. Take part in a Reader's contest.

¹That's when they never fail to wag and wag their tails! –
здесь: Это тот случай, когда они никогда не забывают вилять
и вилять хвостами!

Lesson 9. Pets and their owners

1a. 🎧 Listen, read and answer the question: Why is Lucky the pet of the family?

I've got a friend, Lucky. He's friendly and clever. He's usually very nice, but he can be naughty. I think he's beautiful. He's got short brown hair, a black nose, brown eyes, little ears and a funny tail.



In the morning he usually says: "Woof-woof! Get up! It's time to go to school." He wants to play in the garden, but we have breakfast first. He likes dog food very much.

In the afternoon I come home from school and Lucky is very happy. He jumps and wags his tail. I give Lucky a bone and some water. Then we play ball together.



In the evening I walk Lucky. He likes to say "Hello" to other dogs and cats. When we come home, I wash, brush and feed Lucky. Then I take a shower and go to bed.

Lucky sleeps in the hall. We say "Goodnight" to Lucky. He is the pet of the family. And he's great!



1b. Prove that...

- Mike is a good pet owner.
- Lucky is a good friend.
- Lucky and Mike do a lot of things together.

2. Do the project “Pet of the family”.

♦ Make a booklet about your pet or your dream pet (домашний любимец, о котором ты мечтаешь). Draw pictures, write and tell your class: a) what it looks like (как он выглядит); b) how you look after your pet; c) what you do together.

♦ Have a book fair (книжная ярмарка) with your class. What is your favourite book?

Lesson 10. The biggest and the best

1a. 🗎 Look at the pictures and read the words.



a cheetah [ˈtʃi:tə]



a whale [weɪl]



a python [ˈpaɪθ(ə)n]



a collie [ˈkɒli]



a sloth [sləʊθ]



a piranha [pɪˈrɑ:njə]



an elephant ['elɪfənt] a monkey ['mʌŋki] a giraffe [dʒə'ra:f]

1b. Read and guess the words.

1 **metre** ['mi:tə] is 100 **centimetres** ['sentɪ,mɪ:təz].
 1 **kilometre** ['kɪlə,mɪ:tə] is 1000 metres. 1 **ton** [tʌn] is 1000 **kilograms** ['kɪlə,græmz]. 1 **minute** ['mɪnɪt] is 60 **seconds** ['sekəndz]. 1 **hour** ['aʊə] is 60 minutes.

Fish live **in the water**. Foxes, giraffes and many other animals live **on land**.

2. Make up true sentences about the animals.

Model. The cheetah is the fastest animal.

| | | |
|----------------|----|--|
| The cheetah | is | the biggest animal. |
| The blue whale | | the friendliest dog. |
| The python | | the fastest animal. |
| The collie | | the angriest fish. |
| The giraffe | | the longest snake. |
| The piranha | | the slowest animal. |
| The sloth | | the tallest animal. |
| The elephant | | the biggest land animal ¹ . |

¹ **the biggest land animal** – самое большое животное, живущее на земле

3a.  Listen, read the facts from the Guinness Book of Records and check your guesses.

Blue whales are the biggest animals. They are 33 metres long and 150 tons! They live in the water. They eat small fish.

The biggest land animals are African elephants. They are more than 7 tons. They eat leaves and fruit. They like water and they can swim very well.

Pythons are the longest snakes. They are 10 metres long. They are brown and yellow. They crawl ([krɔ:l] ползают) quietly. They live in India.

Piranhas are the angriest fish. They eat meat and fish. They can eat people, too.

Cheetahs are the fastest land animals. They can run at 100 kilometres an hour. They have very good eyes.

The noisiest land animals are red and black monkeys from America.

Sloths are the slowest animals. They crawl at 2 metres a minute.

Giraffes are the tallest animals. They are 5 metres tall. They eat leaves from the trees.

Collies are the friendliest dogs. They are very kind. They help people and look after children.

3b. True or false?

1. Pythons are very noisy. 2. Cheetahs are faster than giraffes. 3. The noisiest monkeys live in America. 4. Piranhas can look after children. 5. Collies help people.

3c. Choose the right answer.

1. Blue whales eat
a) people b) fish c) leaves
2. African elephants eat
a) meat b) fruit c) pythons
3. Pythons are
a) brown and green b) black and white
c) brown and yellow
4. The noisiest monkeys are
a) red and black b) red and white
c) black and white
5. Sloths can
a) run b) swim c) crawl

4. Play a guessing game. Tell your classmate about an interesting animal.

Model. The animal is yellow and black. It's got little ears, a black nose, a big mouth and a long tail. It lives on land. It eats meat and drinks water. It can run very fast. What is it?



Pet of the family





Unit 6

My house and flat

Lesson 1. Mike's house

1a.   Mike shows his house to Twinky. Listen and answer: Where is Floppy?



Twinky: Hello, Mike! How are you?

Mike: I'm fine, thanks. Look! We've got a lot of flowers.

Twinky: What are flowers?

Mike: They're beautiful! They're red, blue, pink, white, purple. Let's go and see them.

Mike: This is our garden. And these are the flowers.

Twinky: They're beautiful! Fantastic!

Mike: This is our house.

Twinky: Oh, it's big!

Mike: Let's go into the house. This is our hall.

Twinky: It's nice.

Mike: Here's our kitchen.

Twinky: M-m! It smells yummy!

Mike: Let's go upstairs. Look at my bedroom. Sorry, it's messy.

Twinky: It's OK.

Mike: This is my parents' bedroom. And this is our bathroom.

Twinky: What's that?

Mike: It's a shower.

Twinky: B-r-r!

Mike: Let's go downstairs. This is our living room.

Twinky: Look! There's a flower! Oh, it's beautiful!

Mike: Twinky, where's Floppy?

1b. Mike's toys are in the rooms. Where are they?

Model. Mike's cat is in the bathroom.



1c. Play a game. What toy is it?

Model. **A:** Is it in the bedroom? – **B:** No, it isn't.

A: Is it in the bathroom? – **B:** Yes, it is.

A: It's a cat!

1d. Read the transcription.

[hɔ:l], ['kɪtʃən], ['lɪvɪŋru:m], ['gɑ:d(ə)n], [ˌʌp'steəz],
[ˌdaʊn'steəz], ['bedru:m], ['bɑ:θru:m], [haus]

2a. Speak to your classmate. What rooms have you got in your house / flat?

Model. I've got a kitchen in my flat. I've got two bedrooms.

2b. Write 5–7 sentences about your house / flat.

Lesson 2. Design¹ a house

1a. Picture dictionary.



a cupboard



a cooker



a fridge



a wardrobe



a pot



a pan



a plate



a cup



a knife



a fork



a spoon

¹ design [dɪ'zain] – проектировать

1b. Read the transcription.

[ˈwɔːdrəʊb], [fəːk], [ˈkʌbəd], [frɪdʒ], [ˈkʊkə],
[plert], [pæn], [spuːn], [naɪf], [kʌp], [pɒt]

2a. Look at the plan of the house and answer the questions: What's there in it? Do you think it is a beautiful house? Why? Use the words from the box.



a house, a garden, a balcony, a bathroom, a bedroom,
a bedroom, a living room, a hall, a kitchen; a sofa,
a chair, an armchair, a carpet, a bed, a desk, a table,
a mirror, a bookcase, a computer, a lamp, a TV,
the floor, a window, a door, a telephone, a cooker

2b. Read the sentences and guess what it is.

1. You can sleep on it.
2. You can sit on it.
3. You can put books in it.
4. You can watch films on it.
5. You can put exercise books in it.
6. You can sit in it.
7. You can put plates, spoons, forks and knives in it.
8. You can play, listen to music, read books and watch films on it.
9. You can look in it.
10. You can eat at it.
11. You can put food in it.
12. You can cook breakfast, lunch and dinner on it.
13. You can put it on the floor.
14. You can put it in the bedroom or in the hall.
15. You can talk to your friends and parents on it.
16. You have it in every room.
17. You can play ball there.

put [pʊt] – ПОЛОЖИТЬ,
ПОСТАВИТЬ

3a. Design your own house, draw its plan and advertise it (прорекламируй его). Work in pairs. Take turns.

cosy ['kɒʊzi] – УЮТНЫЙ

Model. It's a beautiful house, big and cosy. I've got a hall, a kitchen, ... in my house. I've got mirrors and wardrobes in the hall. I've got a / I've got ... in the It's really nice.

3b. “Sell” the house you have designed¹. Speak about it. How many classmates want to buy it?

3c.  Write 6–8 sentences about your house.



Тематический тест 4 “My house”. Match the pictures to the words.

Lesson 3. A house for Twinky

1a.  Liz and Mike choose a house for Twinky. Listen and answer the questions: Which house is the best for Twinky? Why?

The Red house
a living room
a bedroom
a bathroom
a kitchen
a small garden

The Blue house
a living room
3 bedrooms
2 bathrooms
a kitchen
a small garden

The Pink house
a living room
2 bedrooms
a bathroom
a kitchen
a big garden

1b. Twinky writes a letter to his mum. Read and answer: Which is Twinky’s house?

Dear Mum!

I’ve got a new house. It’s nice and big. **There’s** a big garden. So I can walk Floppy every day. Floppy needs exercise. **There’s** a living room and a

¹“Sell” the house you have designed. – «Продай» дом, который ты спроектировал.

kitchen downstairs. **There are** two bedrooms and a bathroom upstairs. I'm very happy.

Love, Twinky

2. 🔍 🎧 Grammar secret.

There's a bathroom in the house.

There's a living room and a kitchen downstairs.

There are two bedrooms upstairs.

**Top
secret**

There's = There is

3a. Twinky loves flowers. Make sentences.

Model. There's a flower in the bathroom. There are five flowers in the living room.



3b. Role play. Twinky shows Mike his house.

**Help
box**

Twinky: This is my Let's go upstairs.
There's a There are Let's go
downstairs. ...

Mike: Good! / Beautiful! / Interesting! / Oh,
it's nice and big. / It's cosy. / I like it.

4. Play a guessing game. Choose a house (see ex. 1a) and speak about it.

Model. A: There's a There are

B: It's the ... house.

A: Yes! Right! / No, try again.

5. Write 5–7 sentences about Mike's house (see lesson 1).

Model. There's a hall downstairs.



Тематический тест 4 “My house”. Complete the sentences. Use is or are.

Lesson 4. A funny house

1a. Twinky likes his new house. He phones Liz. Listen and answer: Why is Twinky's house funny?

Twinky: Hello, Liz! It's me, Twinky.

Liz: Hi, Twinky! Do you like your house?

Twinky: Oh, yes! It's great!



Liz: Is there a fridge in the kitchen?

Twinky: No, there isn't. My fridge is in the bedroom.

Liz: What? A fridge in the bedroom?
Is there a wardrobe in the bedroom?

Twinky: No, there isn't. My wardrobe is in the kitchen.



Liz: What? A wardrobe in the kitchen?

Are there any armchairs in the living room?


Twinky: No, there aren't. My armchairs are in the garden.

Liz: Oh dear! And where are you?

Twinky: I'm in the bathroom.

Liz: Is there a bath in your bathroom?

Twinky: Yes, there is.



1b.   **Grammar secret.**

There is a fridge in the kitchen.

Is there a fridge in the bedroom?

Yes, there is. / No, there isn't.

There **are** two chairs in the kitchen.

Are there any chairs in the bedroom?

Yes, **there are**. / No, **there aren't**.

**Top
secret**

**How many rooms are there in the house?
There are three (rooms).**

1c. Choose a role and read.

1d. Act out the dialogue.

2a. Role play “Twinky’s interview about your house / flat”.

Model. Twinky: Is there a television in your kitchen?

You: Yes, there is. / No, there isn't.

Twinky: Are there any chairs in your bedroom?

You: Yes, there are. / No, there aren't.

2b.  Write 5–7 questions about your classmate’s room.

Lesson 5. There isn't a bed in his bedroom

1.  Say the “Isn't it funny?” chant.

Look at his kitchen!

Isn't it funny?

There isn't a fridge.

There isn't a cooker.



Look at his bedroom!
 Isn't it funny?
 There isn't a bed.
 There isn't a wardrobe.



Look at his living room!
 Isn't it funny?
There aren't any chairs.
 There aren't any lamps.
 There are five flowers there!

2. Grammar secret.

There is not a ball in the box.

There isn't a ball in the box.

There are not any balls in the box.

There aren't any balls in the box.

**Top
secret**

is not = isn't

are not = aren't

3. Look and speak about the old and the new living room. Which room do you like more? Why?

Model. There isn't a TV in the old living room.
 There's a big TV in the new living room.



4. Make up six sentences about your friend's house / flat. How many correct guesses did you make?

A: There **isn't** a bed in your kitchen.

B: Right!

A: There **aren't** any wardrobes in your kitchen.

B: True! / Correct!

A: There **aren't** any books in your kitchen.

B: No, it's wrong! / False! I like to read books in the kitchen.

5a. Correct the sentences about your flat / house.

Model. 1. There isn't a wardrobe in the hall.

1. There's a wardrobe in the hall. 2. There are two chairs in the bathroom. 3. There's a sofa in the kitchen. 4. There's a computer in the bedroom. 5. There's a fridge in the living room. 6. There are three cupboards in the hall.

5b.  Write correct sentences about your flat / house.

Lesson 6. Twinky and Floppy like flowers

1. ABC 🎧 🗣️ Letter secrets.

Flowers and **plants** are in Twinky's **large garden**, in the **bathroom**, in the **baskets**, on the **wall** and in the **hall**.



🔔 **all** = [ɔ:l] **ball**, **hall**

🔔 **ar** = [ɑ:] **car**, **far** 🔔 **are** = [ɑ:]

The elephant **asks** his **aunt**: “Can I **dance** in the **bathroom**?” – “No, you **can't**,” **answers** his **aunt**.



🔔 **a** + consonant + consonant = [ɑ:]

ath – **bathroom**

ask / **ast** – **task**, **ask**, **fast**


ance / **ans** – **dance**, **answer**

ant, **aunt** – **plant**

🔔 **elephant** ['elɪfənt]

2a. Look at the pictures. Read the underlined words (ex. 2b) and try to explain what the poem is about.





2b. 🎧 Listen, read the poem and check your guesses.

Twinky and Floppy like flowers

Twinky likes flowers, short and tall,
Twinky wants flowers in his hall.
He wants them in his bedroom upstairs,
He wants them in the kitchen downstairs.

Twinky gives Mike a call,
And they go together to the mall (торговый центр).
On the way Mike sees his aunts –
They tell him where there are plants.

Now, flowers are in Twinky's large garden,
They are in his bathroom and cupboard,
They are in all his rooms on the floor,
They are in two baskets on the door.

Floppy likes flowers on the wall,
She likes flowers above all (превыше всего).
She's so happy she begins to dance,
She jumps up and flies to France!

Creak! Creak! Who has opened the door?
Who is there on the ground floor?
Who is it, so funny and small,
Bouncing up like (прыгая как) a nice little ball?

“Please, don't ask me about the past (о прошлом) –
I don't know when I ate last (в последний раз).
Better give me breakfast, please –
Sandwiches, porridge, bananas and cheese!”

“I'm so happy, Floppy! Let's go for a walk.
We can have a nice, long talk.
Then let's go to a music hall –
There's an interesting masked ball.
We'll dance, and dance, and dance,
Because you are back from France!”

2c. Read the poem together with the class and answer the questions: What do Floppy and Twinky like? Where do they go? Where does Floppy fly? Why does Twinky want to dance?

2d.  Practise reading in pairs. Listen and check.

3. Perform at the Reader's Theatre. Roles: Author, Twinky, Floppy.

Lesson 7. Houses in Twinkyland

1. 🎧 Twinky tells his friends about his Family Star House in Twinkyland. Listen and number the pictures in the correct order.



2a. 🎧 Listen, read and match parts of the text with the correct picture. Check ex. 1.

1. We've got a big Family Star House in Twinkyland. In the house there is a hall, a kitchen, two bathrooms, a family room and bedrooms for me, my parents, my sisters and my brother.

2. In the hall there is a big wardrobe and a door with a video (видео). We can see who comes to us¹.

3. In the kitchen we have a lot of cupboards for plates and cups, forks, spoons and knives. We've got a big table with ten chairs, a big sofa and a big 3D TV. We haven't got a fridge or a cooker. We don't cook at home. Food comes in cool boxes², packets ([ˈpækɪts] пакеты) and tubes. We put it in the cupboards.

4. There isn't a shower in the bathroom. We usually take a bath³.

5. In the family room there are three big sofas, two 3D TVs and six computers. There are videophones in every room. We talk to our grannies and grandads, aunts, uncles and cousins on videophones.

6. In my room I've got a desk, 5 electronic⁴ books, a 3D TV and a computer. There's a bed and a mirror, too.

7. Downstairs we have a swimming pool and a playground.

8. Upstairs there is a star garden with star grass and star trees. We haven't got any flowers. What a pity!⁵

¹ ... who [hu:] comes to us – ... кто к нам приходит

² cool boxes – коробки для охлаждения еды

³ take a bath [bɑ:θ] – принимать ванну

⁴ electronic [ˌelek'trɒnɪk] – электронный

⁵ What a pity! – Как жаль!

9. On our days off we can fly to the amusement centre¹ with a cinema, a theatre, a museum, a disco and a park. We haven't got any zoos or circuses. We haven't got any animals. But we've got cosmo² pets. They are our friends and family.

2b. Look through Twinky's story and say how our houses are different from the houses in Twinkyland.

Model. There is usually **one** bathroom in our houses (and flats). There **are two** bathrooms in Twinkyland houses.

2c. Correct the wrong sentences.

Model. A: Twinky's house is little.

B: No, it isn't little. It's big. They've got a hall, a kitchen, two bathrooms, five bedrooms, a swimming pool, a playground and a star garden.

1. Twinky's house is little. 2. The hall in Twinky's house is usual. 3. In the cupboards they have plates, cups, forks, spoons, knives and food. 4. There are 3D TVs and computers in every room. 5. There are telephones in every room. 6. There are a lot of flowers in their star garden. 7. They've got interesting zoos and circuses. 8. They don't like pets in Twinkyland.

2d. Close your books and play a memory game in pairs.

¹ **centre** ['sentə] – центр

² **cosmo** ['kɒzməʊ] – космический

Model. A: What's there in the hall?
B: There's a big wardrobe and a door with a video.
A: Yes. / Right. / True.
B: What's there in the kitchen?

3a. Answer the questions: What do you like in Twinky's house? What don't you like in Twinky's house? Why?

3b.  Write 6–8 sentences. What do you think about Twinky's house?

Model 1. I like Twinky's house. It's big and beautiful. There is a They've got It's a cosmo house, and it's fantastic!

Model 2. I don't like Twinky's house. It's big, but it isn't beautiful. It isn't cosy. In the kitchen they haven't got any cooker. They can't cook food. It isn't good. ... Our houses and flats aren't bigger, but they are better. They are cosier.

Lesson 8. Whose rooms are they?

1. Read about Victor's family. Match the numbers to the letters.



Victor



Anna



Alice



Pete Alex



Jack



Daisy

Model. 1 – C.

1. Hello! My name's Victor. I'm a businessman. I work on the computer every day. ...

2. This is my wife. Her name's Anna. She's a teacher. She likes books very much. ...

3. This is our daughter. Her name's Alice. She's a model. She's tall. She's got long fair hair. ...

4. We've got two sons, Pete and Alex. They're schoolboys. ...

5. This is our grandad. His name's Jack. He's the oldest in our family. He doesn't work. He loves our garden. ...

6. This is our dog. Her name's Daisy. ...

A. ... She sleeps in the hall. • **B.** ... In her room there's a big mirror. • **C.** ... In my living room there's a computer, a desk and an armchair. • **D.** ... In our bedroom there's a big bookcase. There are a lot of interesting books there. • **E.** ... There are two desks in their room. They do their homework at their desks. • **F.** ... There are ten apple trees in it.

2a. Whose rooms are these?

Model. Room A is Victor and Anna's living room.



2b. True or false?

1. Victor is a businessman. 2. Anna is a pupil.
3. Anna likes books. 4. Victor is the oldest in the family.
5. There are three pupils in the family. 6. Jack goes to work every day.

2c. Answer the questions. Write the answers.

1. Is there a computer in their living room? 2. Is there a bookcase in the boys' room? 3. Is there a big mirror in Alice's room? 4. Are there any lemon trees in their garden? 5. Are there any animals in their house? 6. What do you think about their house?

Lesson 9. Liz's House

1a. 🎧 Listen and read about Liz's house and answer the question: Which is Liz's room?



I live in a big house. There's a hall, a large living room, a kitchen and a bathroom downstairs. There are four bedrooms and a bathroom upstairs.

My parents' room is the biggest. It's nice, but my room is nicer.

In my room there's a table, a wardrobe, a bookcase and a bed. There are books in the bookcase. There's a beautiful carpet on the floor. I like my room very much. I usually tidy my room on Saturday.

The most popular¹ room is the living room. We usually have dinner and watch TV there together. My younger sister and brother play with their toys. And they make a mess! I help them to tidy the living room. They're little, you know.

1b. Look, read the text and say whose bedrooms they are (A–D).

Liz's bedroom – ...

her parents' bedroom – ...

her elder² brother's bedroom – ...

her younger brother and sister's bedroom – ...

1c. Compare Liz's and her elder brother's room.

Model. There's a bed in Liz's room. There's a bed in Jake's room, too. There isn't a computer in Liz's room, but there's a computer in Jake's room.

2. Do the project “My house” / “My flat”.

♦ Write your address (city / town / village, street, house, flat).

♦ Draw a plan of your house / flat.

♦ Write what rooms there are in your house / flat.

♦ Write about your room.

♦ Write about the most popular room.

¹ **popular** – популярный

² **elder** – старший

Lesson 10. The key of the kingdom

1. Read and guess the words.



a key [ki:]

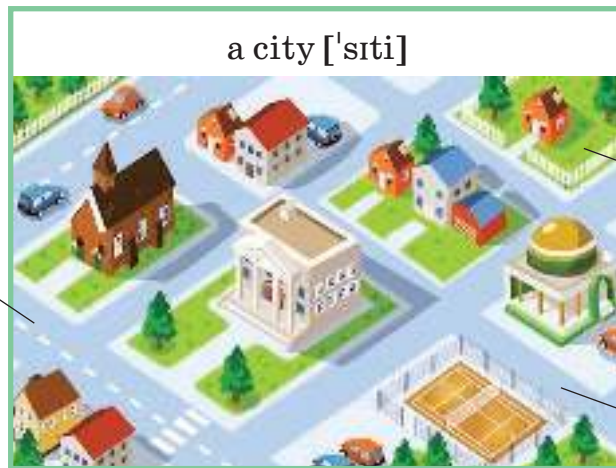


a kingdom
['kɪŋdəm]



flowers

a basket ['bɑ:skɪt]



a city ['sɪti]

a street
[stri:t]

a yard
[jɑ:d]



a lane
[leɪn]

2a. 🎧 Listen, read and match the poem to picture **A**, **B** or **C**.

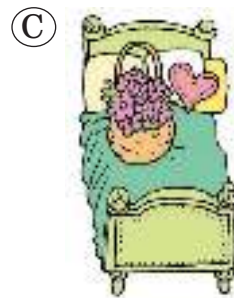
The Key of the Kingdom

This is the key of the kingdom.
In that kingdom there is a city.

In that city there is a street.
 In that street there is a lane.
 In that lane there is a yard.
 In that yard there is a house.
 In that house there is a room.
 In that room there is a bed.
 On that bed there is a basket.
 In that basket there are some flowers.



Flowers in the basket.
 Basket on the bed.
 Bed in the room.
 Room in the house.
 House in the yard.
 Yard in the lane.
 Lane in the street.
 Street in the city.
 City in the kingdom.
 And this is the key of the kingdom.



2b. Write the words from “big” to “small”. Then read and check.

Lane, yard, room, house, bed, flowers, basket, kingdom, city, street.

2c. Look at the words from “big” to “small” and say the poem.

P

My house / My flat




Unit 7

Clothes

Lesson 1. Where are my shoes?

1a.   Picture dictionary.



1b. Read the transcription.

[kləʊðz], [taɪts], [sɒks], [skɜ:t], [ʃɔ:ts], ['traʊzəz],
['ti:ʃɜ:t], [ʃu:z], [blaʊz], [dʒi:nz], ['treɪnəz], [dres], [sɜ:t]

2. ABC 🎧 🗣️ Letter secrets.

👑 igh = [aɪ] Good **nigh**t, **bri**ght
tights!

👑 ou = [aʊ] **mou**se, **blou**se,
trousers

👑 ir = [ɜ:] **shir**t, T-**shir**t, **skir**t



3. Play a memory game.

Model. A: A skirt. | A: Shoes.
B: It's green. | B: They're grey.

4a. Play a guessing game.

Model 1. A: It or they? – B: It.
A: Is it under the bed? – B: No, it isn't.
A: Is it on the desk? – B: Yes, it is.
A: It's a dress! – B: Right!

Model 2. A: It or they? – B: They.
A: Are they near the chair? – B: No, they aren't.
A: Are they behind the armchair? – B: Yes,
they are.
A: They're socks! – B: Right!

4b. 🎧 Liz can't find her clothes. Listen and answer:
Where are her tights?



Liz: Mum, where's my skirt?

Mum: It's on the chair. Look!

Liz: Mum, where are my shoes?

Mum: They're near the desk, Liz.

Liz: Mum, where are my tights?

Mum: In the wardrobe?

Liz: No.

Mum: On the armchair?

Liz: No.

Mum: Liz, where are you?

Liz: I'm here, under the bed!

4c. Choose a role and read.

4d. Role-play the situation "Getting dressed". Roles:
Mother, Child.

4e. 📝 Write 5–7 sentences (see ex. 4a). Where are the clothes?

Model. The dress is on the desk. The socks are behind the armchair.



Тематический тест 5 “Clothes”. Match the pictures to the words.

Lesson 2. Let's pack Liz's bag!

1. Read the letter and answer: Who is it from?

Dear Mike and Liz!

How are you? I'm fine. Come to Belarus for spring holidays. It's very beautiful here¹!

Your friend,

Nikita

P.S. Take your warm clothes! It's cold and windy here in spring.

2a. Picture dictionary.



a sweater



a sweatshirt



a jacket



a coat

¹ here [hju] – здесь



a scarf



boots



a hat



gloves

2b. Read the transcription.

[glʌvz], [kəʊt], [hæt], ['dʒækit], [bu:ts], ['swetʃɜ:t],
[skɑ:f], ['swetə]

3. ABC 🎧 🎧 Letter secrets.

🔑 o = [ʌ] My bro**o**thers **o**me and say they love my son's warm **o**ves.

🔑 oo = [ʊ] lo**o**k, bo**o**k, co**o**k

🔑 oo = [u:] co**o**l, scho**o**l, bo**o**ts



4. 🎧 Twinky comes to Liz's house. Listen and answer: Who goes to Belarus? What clothes does Liz like? Why? What clothes doesn't she like? Why?



5. 🎧 Listen, read and say the chant “Let’s go on a trip!”

Let’s go on a trip! Let’s go on a trip!
Let’s pack our bag! Let’s pack our bag!
Take these trainers and take these
gloves.



Let’s go! Let’s go! Let’s go! Let’s go!
Take this sweater and take this hat.
Let’s go! Let’s go! Let’s go! Let’s go!
Take this dress! Oh, what a mess!
Off we go! Oh, no!



6a. Help your friend to pack the bag. Use the words from the Help box.

this [ðɪs] – этот, эта, это

these [ði:z] – эти

Model. A: Take **these** gloves. – B: Oh, no. **They’re** old.
A: Take **this** sweater. – B: OK. **It’s** nice.

**Help
box**

new, old, big, little, nice, beautiful, ugly,
long, short, warm

6b. 📝 Write 5–7 sentences about the clothes in ex. 5.

Model. This hat is nice. These trainers are old.

Lesson 3. Mr Leigh, our neighbour¹

1. ABC 🎧 🗣️ Letter secrets.

🗣️ eigh = [eɪ]

Eight neighbours give eight goldfish to Mr Leigh.



🗣️ augh = [ɔ:]

My daughter's dog is naughty.



🗣️ igh = [aɪ] fight, high, tights, light

2a. Look at the pictures. Read and guess the new words.



jump high



fight [faɪt]



above [ə'baʊv]



neighbours




alone



birthday
['bɜ:θdeɪ]


¹neighbour ['neɪbə] – сосед



left



Neigh!



right



night



moonlight



day

2b. Is it true or false about you? Correct the false sentences. Work in pairs.

Model. A: Your neighbours are nice people.

B: Oh, yes, they are! You go to school at night.

A: No, I don't. I go to school in the morning.

1. Your neighbours are nice people.
2. You go to school at night.
3. You write with your right hand.
4. You like to be alone.
5. You can jump high.
6. Your birthday is today.
7. There's a mirror above your bed.
8. You fight with your friend every day.

3a.  Listen, read and answer: How do Mr Leigh's family and neighbours make him happy?


1. Our neighbour Mr Leigh lives in a nice little house in High Street. Mr Leigh has two sons and three daughters, but now he lives alone. Mr Leigh doesn't like to be alone. It's boring.

2. One day Mr Leigh has a birthday. His brother gives him a horse. His two sons give him two dogs. His three daughters give him three cats. And his **eight neighbours** give him **eight** circus goldfish.

3. Now Mr Leigh isn't alone. Now his life isn't boring. The horse **neighs**, the dogs and the cats **fight**. It's very noisy, but Mr Leigh likes it.

4. Only the goldfish are quiet. Well, they're quiet in the day, but when the **night** comes, the goldfish become (становятся) **naughty**. Mr Leigh's goldfish love the **moonlight**. They can't sleep when the moon is up. They swim from left to **right**, they jump **high** above the water, and they dance a moon dance. What a good **sight!** (Вот это зрелище!)

3b. Read together with the class and put the pictures in the correct order.



3c. Read the answers to the questions. Work in pairs.

1. Where does Mr Leigh live?
2. How many children has he got?
3. Why is Mr Leigh's life boring?
4. How many presents does he get for his birthday?
5. Is his life noisy or quiet with the animals?
6. What does the horse do?
7. What do the cats and dogs do?
8. What do the goldfish do?
9. Why do the goldfish like to swim left to right, jump high and dance?
10. What animals are nice and quiet in the day?

3d. Have a Reader's contest.

4a. Complete the sentences. Make them false.

Model. 1. Mr Leigh lives in a big house.

1. Mr Leigh lives in
2. Mr Leigh has got ... sons and ... daughters.
3. ... give(s) Mr Leigh a horse.
4. ... give(s) Mr Leigh ... goldfish.
5. In the day the horse
6. In the day ... fight.
7. At night ... are naughty.
8. At night ... jump high above the water.

4b. Listen to your partner's sentences and correct them.

Model. A: Mr Leigh lives in a big house.

B: No, he doesn't. He lives in a little house.

Lesson 4. Different clothes for different seasons

1. Make true sentences about seasons and clothes in Belarus to help tourists who visit our country.

Model. In winter it snows in Belarus. It's usually very cold. We wear jackets and boots in winter.

In winter In spring In summer In autumn



it rains



it snows



it's cold



it's very cold



it's warm



it's hot



it's sunny



it's windy



it's cloudy



it's foggy

We wear



2a. Interview your classmate.

Model. A: What's your favourite season?

B: Winter.

A: What do you wear in winter?

B: A coat, a hat, a scarf, gloves and boots.

2b. Report to the class.

Model. A: Natasha's favourite season is winter. She wears a coat, a hat and a scarf, gloves and warm boots in winter.

3a.  Mike, Liz and Twinky speak about their favourite clothes. Listen, read and match the pictures to the texts. One picture is extra.

Ⓐ



Ⓑ



Ⓒ



Ⓓ



Mike: These are my favourite trousers. They're new. They're grey. They're warm. I wear my trousers in winter. I wear them to school and for walking¹.

Twinky: This is my favourite T-shirt. There's a green caterpillar on it. I think it's nice. I wear this T-shirt in summer. I wear it at home every day.

Liz: This is my favourite blouse. It isn't new but it's beautiful. It's pink and white. I wear my blouse to discos in spring and in summer.

3b.  Draw your favourite clothes for each season and write about them.

¹ for walking – на прогулку

Lesson 5. How much is it? How much are they?

1a. Picture dictionary.



£1 = one pound



£40

expensive



£1

cheap

1b. Read the transcription.

[tʃi:p], [paʊnd], [ɪk'spensɪv]

2a. Look at the shop window (витрина магазина) and say: How much are they?

Model. The yellow coat is £27. I think it's cheap. The blue boots are £73. I think they're expensive.



2b. Speak to your classmate. Use the words from the box.

Model. A: Which coat is the cheapest?


B: The yellow coat is the cheapest.

A: Which trousers are the most beautiful?

B: I think the brown trousers are the most beautiful.



the biggest, the smallest, the longest,
the shortest, the most beautiful, the most
expensive, the cheapest, the best

3a.  Mike, Liz and Twinky go window shopping. Listen and answer: How much is the grey sweater? How much are the red boots? (See ex. 2a.)

3b. Play a guessing game.

Model 1. A: It or they? – B: It.

A: How much is it? – B: It's £32.

A: It's a green coat. – B: Yes, it is.

Model 2. A: It or they? – B: They.

A: How much are they? – B: They're £35.

A: They're brown boots. – B: Yes, they are.

4. Role-play the situation "Buying clothes". Roles: You (A), Shop assistant (B).

Model 1. A: I like this yellow coat. How much is it? –
B: It's £27.


A: Oh, it's cheap. Here's £27. – B: Great. Here you are.

A: Thank you.

Model 2. A: I like these blue boots. How much are they? – **B:** They're £73.

A: Oh? They're expensive! – **B:** Yes, and they're the most beautiful! Would you like to have a look?

A: No, thank you. – **B:** No problem.

5.  Write 5–7 sentences about the clothes and prices in ex. 2a.

Model. The blue-and-white coat is £45. The brown boots are £35.

Lesson 6. Twinky and Floppy go shopping

1a.  Listen, read and sing the song.



Can I help you?

Can I help you? Can I help you?
What would you like?

would [wʊd]

I'd like **this** yellow scarf.
 I'd like **that** purple hat.
 I'd like **these** brown boots.
 I'd like **those** orange shoes.
 Twinky's wearing a yellow scarf.
 Floppy's wearing a purple hat.
 Twinky's wearing brown boots.
 Floppy's wearing orange shoes.



1b. 🔍 **Grammar secret.**

Demonstrative pronouns
Указательные местоимения

| | |
|----------------------------------|--------------------------------------|
| this [ðɪs] scarf | these [ði:z] boots |
| that [ðæt] hat (та шляпа) | those [ðəʊz] shoes (те туфли) |

1c. Look at the pictures in ex. 1a and complete the sentences with this, that, these, those.

1. ... T-shirt is white. 2. ... socks are green. 3. ... trousers are blue. 4. ... sweatshirt is red.

1d. Play a memory game. Name the colours of all the clothes in ex. 1a. Work in pairs.

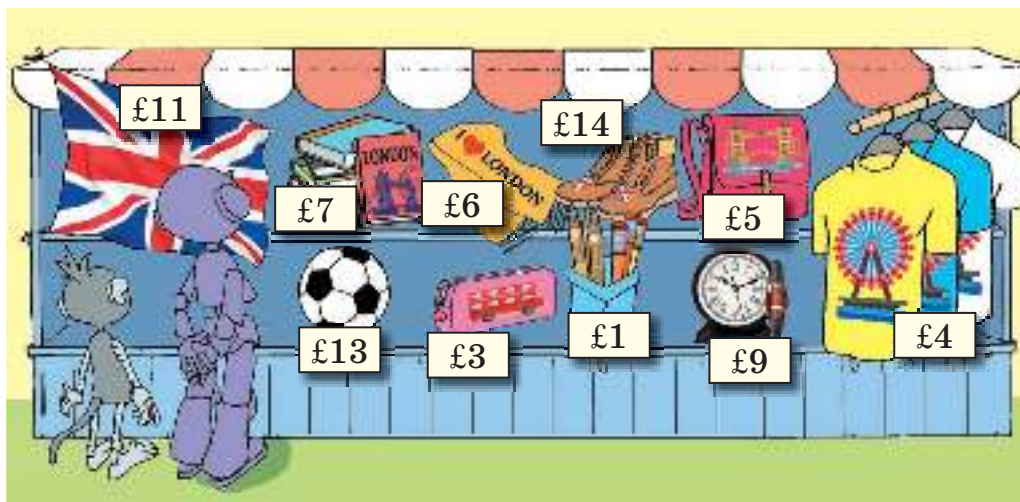
2a. Twinky and Floppy want to buy some gifts for Nikita. Complete the sentences. Use this, that, these, those.

Twinky: I like (1) ... ball! It's a Manchester United ['mæn,tʃestə ju:'naɪtɪd] ball! And look at (2) ... boots! They've got Britain's flag! They're cool!

Floppy: Yes! I like the ball and the boots. But they're expensive! We've got £20. We can't buy (3) ... ball and (4) ... boots.

Twinky: Yes, you're right.

Floppy: I like (5) ... T-shirt and (6) ... scarf. It's £10.



Twinky: Yes! And I like (7) ... book! It's about London!

Floppy: Good. We've got 3 more pounds.

Twinky: Look at (8) ... pencils! They're cool.

Floppy: Yes, we can buy three pencils or (9) ... pencil case with a red bus.

Twinky: I don't know. I like (10) ... pencils, and I like (11) ... pencil case.

2b. Say what Twinky and Floppy like. Use this, that, these, those.

Model. Twinky likes that Floppy likes this

2c. Twinky and Floppy buy some gifts. Complete and act out the dialogue.

Model. Shop assistant: Can I help you? What would you like?

Twinky: I'd like this / that ..., please.

Shop assistant: Here you are. It's £... .

Twinky: Oh, it's expensive / cheap! (But) I'll take it.


Shop assistant: Anything else?

Floppy: Yes. I'd like these / those ..., please.

Shop assistant: Here you are. They're £... .

Floppy: Thank you.

3a. Role-play the situation: Twinky and Floppy have got £20 to buy some gifts for Nikita. Work in groups of three.

3b.  Imagine you have £20 to buy some gifts for your family. Write what you would like to buy. Use this, that, these, those.

Model. I'd like this ... for my mum. I'd like those ... for my I'd like



Тематический тест 5 "Clothes". Complete the sentences. Demonstrative pronouns.

Lesson 7. Mike goes shopping

1a.  Mike and Twinky are in a shop. Listen and answer: What do they buy?

1b. Read and answer: How much is Mike's sweater? How much are Twinky's gloves?

Shop assistant: Can I help you?

Mike: Yes, please.

Shop assistant: What would you like?

Mike: I'd like that sweater.

Shop assistant: What colour?

Mike: Green. How much is it?

Shop assistant: It's £20.

Mike: Oh, it's expensive!

Shop assistant: Look at this sweater.

Mike: Oh, I like it. How much is it?

Shop assistant: It's £12.

Mike: OK. I'll take it... £12... Here you are.

Shop assistant: Thank you.



Shop assistant: Can I help you?

Twinky: Yes, please.

Shop assistant: What would you like?

Twinky: I'd like those gloves, please.

Shop assistant: What colour?

Twinky: Brown. How much are they?

Shop assistant: They're £16.

Twinky: Oh, they're expensive!

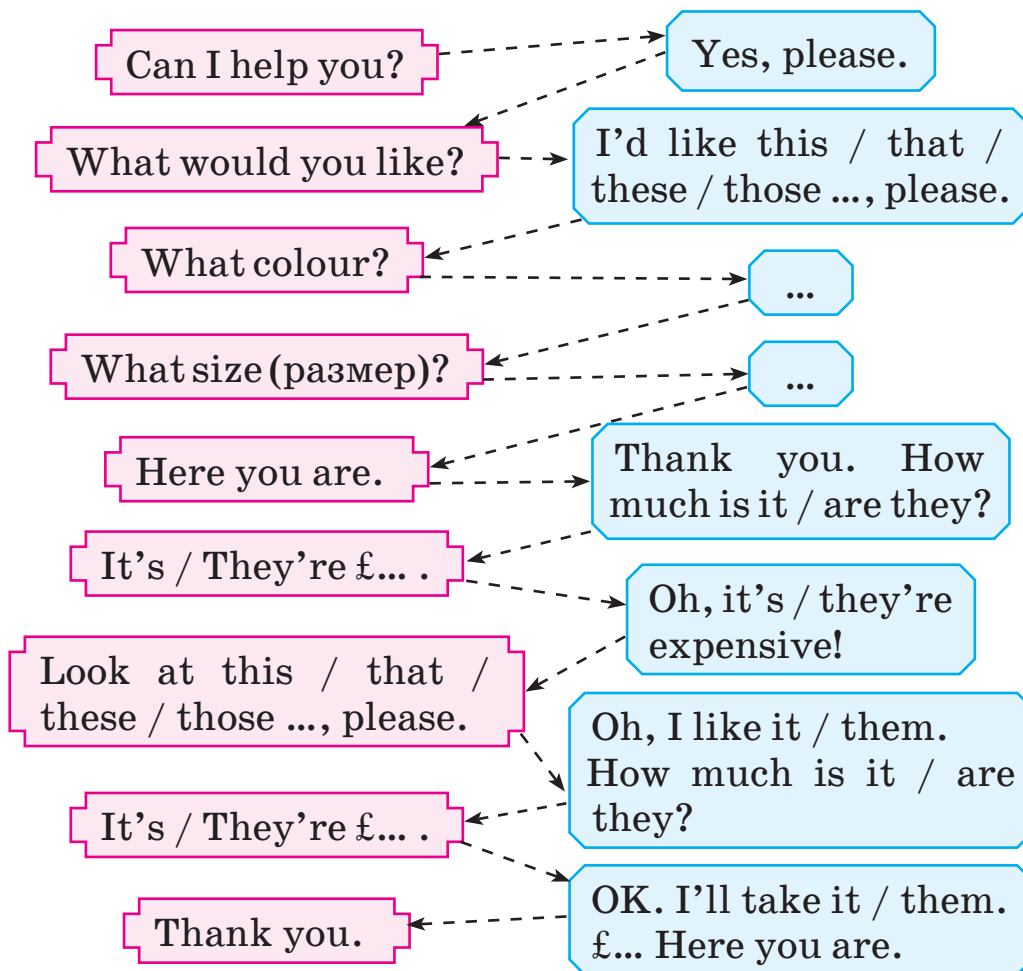
Shop assistant: Look at these gloves. They're £6.

Twinky: Oh, I like them... £6... Here you are.

Shop assistant: Thank you.

1c. Choose a role and read.

2. Role play "At the shop".



3.  Write the dialogue "At the shop".

- canihelpyou
- yespleaseidlikethosetrousers
- whatcolour

- brown
- howmucharethey
- theyre£15
- okilltakethem£15hereyouare
- thankyou

Lesson 8. Toy thieves¹

1a. 🎧 The children are in a shop. Twinky gets lost². Listen and answer: Who finds Twinky?³

Liz: Look at this hat! It's lovely!

Mike: Look at these trainers! They're nice!

Twinky: Mike! Liz! Help!

Liz: Twinky!

Mike: Oh, no! He's lost!



Policeman: Good morning. What's the matter?

Mike: Twinky! He's lost!

Policeman: Who's Twinky?

Liz: He's our friend! He's lost!

Policeman: Please, don't worry! ... Twinky... How do you spell his name?

¹ **thieves** [θi:vz] – воры

² **gets lost** – потерялся

³ **Who finds Twinky?** – Кто находит Твинки?

Mike: T-w-i-n-k-y.

Policeman: What does he look like?¹

Liz: He's little. He's got big yellow eyes, a long nose and long ears.

Policeman: Hmm.

Mike: Look at his picture!

Policeman: Is he a toy?

Children: No, he isn't!

Policeman: He looks like a toy. Aha! Toy thieves!

Children: Toy thieves?

Policeman: Yes! Look. Lola and Sam Briggs. They're toy thieves.

Liz: Mike, I've got an idea! We can help Twinky! Can you see Lola?

Mike: Yes. She's wearing² a pink hat, a white scarf, a yellow blouse and a red skirt.

Liz: Can you see Sam?

Mike: Yes. He's wearing a green coat and an orange hat.


Liz: Can you see Twinky?

Mike: Yes! Let's call the police!

Twinky: Mike! Liz! I'm back! Hooray!

Liz: How are you, Twinky?

Twinky: I'm fine! Thank you!



¹ What does he look like? – Как он выглядит?

² She's wearing... – На ней надето...

1b. Read, look and find Lola and Sam.



1c. Choose a role and read.

1d. True or false?

1. Twinky gets lost in a shop.
2. Liz and Mike ask a policeman for help.
3. The policeman asks a lot of questions.
4. Twinky is a toy.
5. Lola and Sam Briggs are good policemen.
6. Lola and Sam Briggs are bad toy thieves.
7. Toy thieves take Twinky.
8. The policeman finds Twinky.
9. Liz and Mike find Twinky.

1e. Play a guessing game.

Model. A: She's a woman. She's wearing a pink hat, a green jacket, an orange skirt and black shoes.

B: Is she number 7?

A: Yes, she is.

2. Perform the story at the Reader's Theatre.
3.  Write a riddle about somebody from ex. 1a, b.

Lesson 9. Twinky and Floppy get ready for visiting Belarus

1a. Twinky and Floppy want to take part in the School Fashion Week¹ in Belarus. Help them make descriptions for their photos. Choose the correct options.

Look at this winter coat / jacket. It's very warm for cold springs / winters. It's short / long but **comfortable**. You can wear it to school / a disco, and you can wear it for races / walks. The coat / jacket is orange, the most **popular** colour for boys / girls this season.



Here's a nice autumn / summer outfit² for boys / girls. The shorts / trousers are very comfortable for walks / swimming or riding a bike. They aren't very short or very long / beautiful. The trousers / shorts are **ideal** with tights / T-shirts in bright colours. Red / grey, blue / black and brown / green are the most popular colours this autumn / summer.

¹ **School Fashion** ['fæʃn] **Week** – школьная неделя моды

² **outfit** ['aʊtfɪt] – комплект одежды

1b. What do the words in bold mean? Match.

1. comfortable
[ˈkʌmfɪtəb(ə)l]
2. popular [ˈpɒpjʊlə]
3. ideal [aɪˈdɪəl]

- A. It's the best.
- B. You feel relaxed in it.
- C. A lot of people like it.

1c. Work in pairs. Discuss the questions.

1. What are the most comfortable clothes for a walk / a disco / school?
2. What colours are popular this season?
3. What are your favourite clothes? What are they ideal with?
4. What are the best clothes for winter / spring / autumn / summer?

2. Do the project “School fashion show”.

- ♦ At home, choose the clothes you like (not one but several items of clothes¹).
- ♦ Ask a friend to take a photo of you in them or draw a picture of them. Print² the photo.
- ♦ Write the description of your outfit on a separate sheet of paper³. Don't write your name.

¹ **several items of clothes** [ˈsev(ə)rəl ˈaɪtəmz əv ˈkləʊðz] – несколько предметов одежды, комплект

² **Print ...** – Распечатай ...

³ **Write the description of your outfit on a separate sheet of paper.** – Напиши описание своего комплекта одежды на отдельном листочке.

Help box

Here's ... / Look at ... for boys / girls.
It's / They're beautiful / nice /
It's / They're short / long /
... the most popular colour this season.
It's / They're ideal with
It's / They're (good / comfortable / warm / ...) for walks / winter / hot weather /
You can wear it / them to

Lesson 10. The Emperor's new clothes

1. 🎧 Listen, read and answer: What are the Emperor's ['emp(ə)rəz] new clothes?

This is a story of an Emperor who likes new clothes very much. One day two cheats¹ come to the palace². They say they can make clothes from magic cloth³ for the Emperor.



¹ **cheat** [tʃi:t] – обманщик

² **palace** ['pæləs] – дворец

³ **magic cloth** ['mædʒɪk 'klɒθ] – волшебная ткань

“Magic? Why is the cloth magic?” asks the Emperor.

“It’s magic because stupid people¹ can’t see it,” says the short cheat. “To stupid people our cloth is invisible²,” says the tall cheat.

“Great!” says the Emperor. “Now I’ll know³ who is stupid in my palace,” he thinks⁴.

“It’s not cheap,” says the short cheat. “It’s very expensive!” says the tall cheat.

“It’s OK. I’m an Emperor and I can buy⁵ it,” says the Emperor.

The cheats work days and nights. First they make the cloth. Then they make the clothes.

Finally [ˈfain(ə)li], all is finished, and the cheats help the Emperor to put the clothes on⁶ – first the invisible trousers, then the invisible shirt and the invisible coat, then the invisible socks and shoes. And finally goes the invisible hat. The Emperor looks into the mirror but he can’t see the clothes. He looks again but the cloth is invisible.

“Oh, no!” he thinks. “Now people will think that I’m stupid and that I can’t be an Emperor.”



¹ **stupid people** – глупые люди, глупцы

² **invisible** [ɪnˈvɪzəb(ə)l] – невидимый

³ **I’ll know...** – я узнаю...

⁴ **thinks** – думает

⁵ **buy** [baɪ] – купить

⁶ **put on** – надевать

And then he thinks, “No! I’m clever!” And he says, “Beautiful! I like the cloth, and the trousers, and the coat!” The ministers say that they like the Emperor’s new clothes very much.

The Emperor is happy. The ministers are happy. And the cheats are very happy.

The Emperor puts on his favourite purple gloves and walks into the city. He walks slowly with his head up. People clap their hands, and shout “Hooray!”

The Emperor looks at the people on the left, and he looks at the people on the right, and he thinks, “It’s OK. I’m the only fool¹ in my city but only² I know that.”

And then a little boy looks at the Emperor and says, “Look! He’s got no clothes on!”

“Sorry,” says the boy’s father. “He’s a stupid boy. Your clothes are beautiful.”

But the people look at the little boy. Then they look at the Emperor. And then they start talking quietly.



¹ **the only fool** – единственный глупец

² **only** – только

“The boy’s right,” they say. “The Emperor’s got no clothes.”

“What fools!” thinks the Emperor. “Fools can’t see my clothes.” And slowly with his head up he walks wearing only a pair of purple gloves.

(after Hans Christian Andersen)

2. Put the sentences in the correct order.

Model. 1 – B.

- A. The Emperor can’t see the cloth or the clothes.
- B. The cheats come to the palace.
- C. The little boy says that the Emperor hasn’t got any clothes.
- D. The cheats make magic cloth.
- E. The cheats make clothes from the magic cloth.
- F. The people say that the Emperor hasn’t got any clothes.
- G. The people shout “Hooray!” to the Emperor.
- H. The Emperor puts on the invisible clothes and walks into the city.

3. Who’s the fool in the story? Why?

4a. Complete the sentences. Use think / thinks, ask / asks, say / says.

Model. 1 – say.

1. “We can make clothes from magic cloth for the Emperor,” ... the cheats.
2. “Magic? Why is the cloth

magic?” ... the Emperor. 3. “It’s magic because stupid people can’t see it,” ... the short cheat. 4. “To stupid people our cloth is invisible,” ... the tall cheat. 5. “Great!” ... the Emperor. 6. “Now I’ll know who is stupid in my palace,” the Emperor 7. “It’s not cheap,” ... the short cheat. 8. “It’s very expensive!” ... the tall cheat. 9. “It’s OK. I’m an Emperor and I can buy it,” ... the Emperor. 10. “Put on the trousers, and the shirt, and the coat. Now put on the socks and shoes. And finally put on the hat,” ... the cheats. 11. “Oh, no!” the Emperor “Now people will think that I’m stupid and that I can’t be an Emperor.” 12. Then the Emperor ..., “No! I’m clever!” 13. The Emperor ..., “Beautiful! I like the cloth, and the trousers, and the coat!” 14. The ministers ..., “We like your new clothes very much!” 15. People clap their hands, and ..., “Hooray!” 16. The Emperor ..., “It’s OK. I’m the only fool in my city but only I know that.” 17. A little boy looks at the Emperor and ..., “Look! He’s got no clothes on!” 18. “Sorry,” ... the boy’s father. “He’s a stupid boy. Your clothes are beautiful.” 19. “The boy’s right,” the people ... 20. “The Emperor’s got no clothes,” ... the people. 21. “What fools!” ... the Emperor. “Fools can’t see my clothes.”

4b.  Act out the story. The roles are: the Emperor, ministers, two cheats, a little boy, his father, people.



School fashion show



Unit 8

School subjects

Lesson 1. We have PE on Tuesday and Friday

1a. Picture dictionary.



Belarusian



Russian



English



Music



Maths



Science



IT¹



Technology



Art



PE²

¹ IT – Information Technology [ˌɪnfəˈmeɪʃ(ə)n tekˈnɒlədʒi]

² PE – Physical Education [ˈfɪzɪk(ə)l ˌedʒuˈkeɪʃ(ə)n]



Belarusian Reading

Russian Reading

Man and the World

1b. Guess the meaning of the word in bold.

We have five **lessons** on Monday: English, Maths, Art, Science and PE.

1c. Read the transcription.


[ˌbeləˈruːsiən], [ˈmjuːzɪk], [ˈrʌʃ(ə)n ˈriːdɪŋ], [ˈɪŋɡlɪʃ],
[mæθs], [ˈsaɪəns], [ɑːt], [ˈmæn ən ðə ˈwɜːld], [ˈrʌʃ(ə)n],
[tekˈnɒlədʒi], [ˌbeləˈruːsiən ˈriːdɪŋ], [ˌɑːˈtiː], [ˌpiːˈiː],
[ˈles(ə)n]

2. ABC Letter secrets.

 **wor** = [wɜː] **w**ork, hom**w**ork, **w**orst

 **g** + e, i, y = [dʒ] **g**iraffe, **Eg**yp**t**, **T**ech**n**ology

 **g**irl [gɜːl]

 **g** + a, o, u, consonant = [g] **g**o, **E**ng**l**ish, **g**ame

3a. Read Mike's timetable¹ and answer: How many English lessons does Mike have?

Timetable 4B

| | Mon | Tue | Wed | Thu | Fri |
|--------------------|---------|---------|------------|---------|---------|
| 1 | English | Maths | Maths | English | Art |
| 2 | Maths | English | English | Maths | Maths |
| 3 | Art | IT | PE | Science | Science |
| Lunch break | | | | | |
| 4 | Science | Music | Technology | PE | English |
| 5 | PE | Maths | Art | Music | IT |

3b. What lessons does Mike have? Make up sentences.

Model. He has Music on Tuesday and Thursday.

4. Look at your timetable. What lessons do you have?

Model. We have PE on Tuesday and Friday.

5. Speak about Mike's and your lessons.

Model. We have Russian. Mike doesn't have Russian.
We have Music. He has Music, **too**.

too – тоже, также

¹ **timetable** ['taɪm,teɪb(ə)] – расписание

6a. Speak to your classmate. What are your favourite school days? Why?

Model. A: What's your favourite school day?

B: Friday. We have Maths, Russian Reading, Belarusian, Technology and PE on Friday. I like the lessons.

6b.  Write about your favourite school day.



Тематический тест 6 “School”. Match the pictures to the words.

Lesson 2. What do you do in your lessons?

1a.   Picture dictionary.



read stories



play games



learn about nature



make things



draw and paint



sing songs



play sports



listen to stories




count



do sums



solve problems



speak English

1b. Read the transcription.

[kaunt], ['du: 'sʌmz], ['pleɪ 'spɔ:ts], ['sɒlv 'prɒbləmz],
 ['sɪŋ 'stɔ:z], ['pleɪ 'geɪmz], ['lɜ:n ə'baʊt 'neɪtʃə], [drɔ:],
 ['rɪ:d 'stɔ:rɪz], [peɪnt], ['lɪs(ə)n tə 'stɔ:rɪz], ['spi:k 'ɪŋɡlɪʃ],
 ['meɪk 'θɪŋz]

2. ABC Letter secrets.

 a = [eɪ] game, make, nature

 a = [æ] bag, hat, Maths

3a. Play a miming game. Mime what you do in a lesson; your classmates guess it.

3b. Work in pairs. Make riddles about lessons.

Model. **A:** We listen to stories, read, sing songs, play games and speak English.

B: It's English!

A: Yes, it is.

4a. 🎧 **Twinky writes about schools in Twinkyland. Listen, read and match the list and the timetables (1, 2, 3) with the texts (A, B, C).**

1.

| | |
|-------|-------------------------------------|
| 9.00 | talk about books |
| 11.00 | do science experiments ¹ |
| 13.00 | have lunch |
| 14.00 | have project presentations |
| 17.00 | get new homework |
| 18.00 | have dinner |
| 19.00 | talk-and-play time |

2.

| | |
|---------|--|
| Class 2 | "My planet" |
| Class 4 | "Other ² planets and stars" |
| Class 6 | "Space technologies" ³ |



¹ **do science experiments** [ɪk'sperɪmənts] – делать / проводить научные эксперименты

² **other** [ʌðə] – другой, другие

³ **"Space [speɪs] technologies"** – "Космические технологии"

3.

Name: Rinky

Class: 3

Week: 35

| | Morning | Early afternoon | Late afternoon | Evening |
|---------|--|-----------------|---|--|
| Mon | Day off | | | |
| Tue | Online computer games: Maths | PE | Self-study ¹ : Project | Self-study: Language lab² |
| Wed | Online lessons: 1. Art 2. Music | PE | Self-study: Project | Parent-controlled lesson ³ : Technology |
| Thu | Online lessons: 1. Planets and stars 2. Nature and History | PE | Self-study: Project | Self-study: Language lab |
| Fri | Online computer games: Robots [ˈrəʊbɒts] and computers | PE | Self-study: Project | Self-study: Audio [ˈɔːdiəʊ] books |
| Weekend | School | | | |

¹ **self-study** [ˈself, stʌdi] – самостоятельное занятие

² **language lab** [ˈlæŋɡwɪdʒ ˈlæb] – лингафонный класс (кабинет)

³ **parent-controlled** [ˈpeərənt kənˈtrəʊld] **lesson** – занятие под контролем родителей

A. Missions¹

All children in Twinkyland study. We don't have holidays but after years 1, 3 and 5 we go on missions to other planets and stars. This year I'm on a mission to your planet. When I come home, I'll tell² my class about you and your planet. I'll do a project about your planet.

B. Studying in Twinkyland

In Twinkyland, we don't go to school on weekdays, but every pupil has their plan for self-study. Monday is a day off.

Here's my friend's plan for Week 35. He isn't on a mission this year, he's in Year 3. Every morning from Tuesday to Friday he has an online lesson – it's a film, a game or a teacher's talk. We can watch online lessons as many times as we want³.

Every afternoon Year 3 have a PE lesson. In PE children can do what they want: play starball, or ride fly-bikes, or dance with a computer dance programme ['prəʊgræm].

Every day Year 3 have time for project work. First, they plan a project, then they read a lot, and then they write the project.


In the evening, Year 3 have self-study time – they listen to audio stories, learn languages and learn to

¹ **mission** ['mɪʃ(ə)n] – миссия, задание

² **I'll tell ...** – я расскажу ...

³ **... as many times as we want** – ... столько раз, сколько мы ХОТИМ

make things with their mums and dads in parent-controlled Technology lesson. It's so interesting!

 ssion = [ʃn] mission

 tion = [ʃn] presentation, information

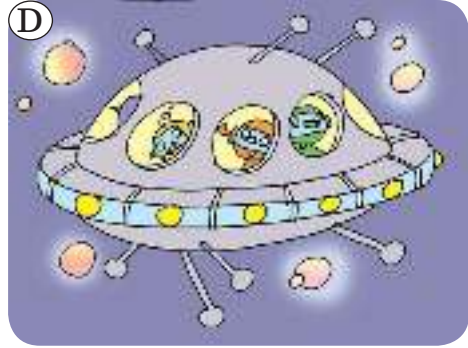

C. School at the weekend

From Tuesday to Friday we do a lot of self-study at home. We go to school on weekend days to talk about books, have project presentations, do experiments and get new homework for the new week. We are at school all day on Saturday and Sunday. In the evenings we have talk-and-play time with our friends. I love my school!

4b. Match the words with the pictures. Give details.

Model. Picture A is talk-and-play time in a Twinkyland school. It's in the evening on Saturday and Sunday. Children talk and play with their friends.





talk-and-play time, a mission,
an online lesson, self-study

4c. Read again and answer the questions.

1. Why is Twinky on our planet?
2. When do pupils of Twinkyland go on missions?
3. What do pupils do in online lessons?
4. Who teaches Twinkyland pupils to dance?
5. How often does Rinky work on his project?
6. What do Rinky's classmates do in the evenings?
7. When do Twinkyland pupils go to school?
8. What do they do at school?
9. What don't they do at school?

4d. Play the "Last Sentence" game. How is school in Twinkyland different from yours?

Model. A: We don't have a day off on Monday.

B: We don't go to school at the weekend. ...

5a. This is what Twinky writes about Nikita's school. Find three mistakes in his letter.

Model. Nikita doesn't learn about nature in Maths. He does sums in Maths.


Dear Mum, Dad, Winky, Pinky and Linky!

I'm in Belarus now. I've got a friend here. His name's Nikita.

Nikita goes to school. Nikita has a lot of lessons on his timetable. He has Maths, PE, Belarusian, Russian, Belarusian Reading, Russian Reading, English, Man and the World, Technology, Art, Music. In Maths he learns about nature. In PE he does sums. In Belarusian he speaks English and Russian. In ...

5b.  Finish Twinky's letter. Write what Nikita does in all lessons.

Lesson 3. It's the fifth lesson on Thursday

1a.  Get a number from 1 to 6. Listen to the chant and stand up when you hear your number.

I'm number one. I'm the **first!**

I'm number three. I'm the **third!**

I'm number five. I'm the **fifth!**

I'm number two. I'm the **second**!
 I'm number four. I'm the **fourth**!
 I'm number six. I'm the **sixth**!
 One – the first! Two – the second! Three – the third!
 First! Second! Third!
 Four – the fourth! Five – the fifth! Six – the sixth!
 Fourth! Fifth! Sixth!

1b. Say the chant.

2a.   Grammar secret.

Ordinal numerals

Порядковые числительные

Which? – Который?



| | | | | | |
|---|-------|------------|---|------|------------|
| 1 | one | the first | 4 | four | the fourth |
| 2 | two | the second | 5 | five | the fifth |
| 3 | three | the third | 6 | six | the sixth |

① ② ③ ④ ⑤ four + **th** = **the fourth**

2b. ABC 🎧 Letter secrets.

🔑 th = [θ] three, third, fourth

🔑 ir = [ɜ:] thirteen, third, first

3. Put the words in the correct order. Write them in your exercise book.

the second, the sixth, the fourth, the first, the fifth, the third.

4a. Look and say.

Model. Mike is the first today.



4b. Look and answer: Who is the fastest runner today? Who's the slowest runner today?

5a. Play a guessing game about Nikita's timetable.

Model. A: It's the third lesson on Thursday. What lesson is it?

B: It's Belarussian.

Timetable 4A

| | Mon | Tue | Wed | Thu | Fri |
|--------------------|-------------------|-----------------|--------------------|--------------------|-----------------|
| 1 | Man and the World | Russian Reading | Maths | Maths | Russian Reading |
| 2 | English | Belarusian | English | Belarusian Reading | Russian |
| 3 | Belarusian | Maths | Russian | Belarusian | English |
| Lunch break | | | | | |
| 4 | PE | Technology | Belarusian Reading | PE | Music |
| 5 | Maths | | | | Art |

5b. Read and answer: What days are they?

1. The first lesson is Russian Reading. The second lesson is Russian. The third lesson is English. The fourth lesson is Music. The fifth lesson is Art. What day is it?

2. The fourth lesson is Technology. The third lesson is Maths. The second lesson is Belarusian. The first lesson is Russian Reading. What day is it?

3. In the first lesson we do sums, count and solve problems. In the second lesson we read Belarusian stories. In the third lesson we speak Belarusian. In the fourth lesson we play games, run and jump. What day is it?

6a. Look at your timetable. Make up a riddle about one day.

6b.  Write a riddle about your school day.

Lesson 4. Walter the Worm and the worst homework


1a. Letter secrets.

 wa, war = [wɔ:]

I like **warm** **watermelon** and **walnuts** for breakfast.



 wa = [wɔ] **wash**, **swan**, **Warren**, **Wallace**

 wor = [wɜ:]

Your **homework** is the **worst** today, little **Worm**. **Work** on it!



1b. Match the words with the pictures. Read the words.

Model. 1 – H – worm.

1. worm; 2. homework; 3. water; 4. walnut;
5. world; 6. waltz; 7. wall; 8. word

(A)



(B)



(C)



(E)



(D)



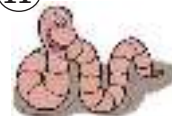
(F)



(G)

SECRET

(H)



2a.  Listen, read and answer: Whose work is the best today?

1. Walter the **Worm** is lazy today. He doesn't do his homework. He's happy when his friends come.

First, **Walter's** friend **Warner the Worm** comes and says, "**Walter**, let's play in the **water**." "**Yes!** That's a good idea!" says **Walter**. **Walter** and **Warner** play in the **water**. Then they feed swans (кормят лебедей).

2. Then, **Walter's** friend **Warren the Worm** comes and says, "**Walter**, let's play ball at the **wall**." "**Yes!** That's a good idea!" says **Walter**. And **Walter** and **Warren** play ball at the **wall**. Then they have some **walnuts** for lunch.

3. Finally, **Walter's** friend **Wallace the Worm** comes and says, "**Walter**, let's dance **waltz**¹." "**Yes!** That's a good idea!" says **Walter**. And **Walter** and **Wallace** dance **waltz**. Then they read a "**Star Wars**" comic book.

4. It's late. **Walter** is sleepy. He drinks some **warm** milk and goes to bed.

5. This night **Walter** has a dream². In his dream, **Walter** does his homework and takes it to school. The teacher looks and says, "Oh, no! Your homework is the **worst** today, **Walter the Worm**. **Work** on it!" **Walter** is sad. Then it starts to rain, and the **water** washes **Walter's** homework away. Thank you, rain!

6. In the morning **Walter** has some **watermelon** for breakfast and goes to school. He doesn't have his homework. He isn't happy. Then it starts to rain.

¹ **waltz** – вальс

² **has a dream** – видит сон


7. At school they have a **word dictation**. The teacher reads **words** and the pupils write them. Then the teacher checks the pupils' **work**. He reads **Walter's friends' work**. He isn't happy.

8. Then he reads **Walter's work**. He looks at **Walter** and says, "Your **homework** is the best today, **Walter the Worm**. All the **words** are correct. Good job!¹" **Walter** is happy.

9. "I'm lucky today!" thinks **Walter**. "Next time my homework will be the best **work** in the **world**!"

2b. Find and read one sentence to illustrate each picture.

Model. 1 – Walter and Warner play in the water.



¹ **Good job!** – Молодец! (Хорошая работа!)

2c. True or false?

1. Walter is a worm. 2. Walter goes to school. 3. Walter does his homework every day. 4. Walter doesn't like to play. 5. Walter has three friends. 6. Walter plays in the water with Warner. 7. Walter plays ball with Warren. 8. Walter dances waltz with Wallace. 9. Walter has a good dream. 10. Walter is happy to go to school. 11. Walter writes all words correctly. 12. The teacher doesn't like Walter's work. 13. Walter is lucky today.

2d. What advice would you give to Walter?

3. Read the story in a Reader's contest.

Lesson 5. Listen! She's singing a song

1.  Nikita shows his school to Twinky. Listen and match the texts to the pictures.

1.

Nikita: Sh! It's Russian Reading. The teacher is **reading** a story and the pupils **are listening**.

Twinky: I like books!

2.

Nikita: Listen! Nastya is singing a song.

Floppy: Is she singing in Russian?

Mike: No, Floppy. She **is singing** a Belarusian song "Kupalinka".

Floppy: Beautiful!

3.

Nikita: What are you doing now,
Liz?

Liz: I am painting!

Nikita: What are you painting?

Liz: Look!

Nikita: It's cool!



2. 🔍 🎧 Grammar secret.

The Present Continuous Tense: affirmative sentences

Настоящее продолженное время:
утвердительные предложения

| | | |
|----------------------------|-----------------|------------|
| | + | |
| ○ | am (is, are) | Ving |
| (I) | am | painting. |
| He (She, It, The teacher) | is | reading. |
| We (You, They, The pupils) | are | listening. |

**Top
secret**

now

Listen!

Look!

**Spelling
secret**

read – reading

dance – dancing

swim – swimming

3. ABC 🎧 Letter secrets.

 ng = [ŋ] sing, song, singing a song

4. Play a guessing game.

Model 1. A: He's singing a song. – B: His name's Colin.
A: No. / Not right.

sing a song



Mark

read a book



Sally

play badminton



Colin

learn about nature



Russel

make things



Alina

Model 2. **A:** They're listening to a story.
B: Their names are Molly and Polly.
A: Yes. / Right.

draw



Kim and Tim

play tennis



Sandy and Andy

dance



Jack and Jill

paint



Sonya and Tonya

listen to a story



Molly and Polly

5. Twinky and Floppy are at Nikita's school. Look and answer: What are they all doing?

Model. Floppy is dancing.



6.  Write 5–7 sentences about the children in ex. 4–5.



Тематический тест 6 “School”. Choose true or false. The Present Continuous Tense.

Lesson 6. Are you playing now?

1.  Listen, read and say the chant “Telephone”.

Where’s Mike? **Is he reading?**
No, he isn’t. He’s going to bed.



Where’s Liz? **Is she sleeping?**
No, she isn’t. She’s feeding my pet.

Where are your parents? **Are they cooking?**
No, they aren’t. They’re watching TV.



Where are you? **Are you playing?**
No, I’m not. I’m having tea.

2. 🔍 🎧 Grammar secret.

The Present Continuous Tense: general questions and short answers

Настоящее продолженное время: общие вопросы и краткие ответы

Am (Is, Are)



Ving ...?

Am

I

having tea?

Is

he (she, it, Mike)

reading?

Are

you (we, they, the parents)

cooking?

Short answers

+

-

Yes, I am.
Yes, he (she, it) is.
Yes, you (we, they) are.


No, I 'm not.
No, he (she, it) isn't.
No, you (we, they) aren't.

3a. Ask questions about the picture. Begin the questions with Are, Is.

Model. 1. Are the boys playing tennis?

1. ... the boys playing tennis? 2. ... the man walking his dog? 3. ... the woman having breakfast? 4. ... Twinky and Floppy dancing? 5. ... Mike drinking juice? 6. ... the birds reading a story?



3b.  Ask more questions about the picture in ex. 3a. Write them in your exercise book.

Model. 1. Is Liz drawing birds?

1. birds / drawing / Liz / is / ?
2. are / board game / girls / the / playing / a / ?
3. basketball / Nikita / playing / is / ?
4. is / sleeping / cat / the / ?
5. dog / jumping / the / is / ?

3c. Work in pairs. Ask and answer the questions from ex. 3a and 3b.

Model. A: Are the boys playing tennis?

B: No, they aren't.

3d. Look at the picture in ex. 3a. Remember the details. Close the book and play a memory game.

Model. Liz is drawing birds.

4a. Play a guessing game. Work in pairs. Choose one word from the box. Secretly, write a sentence with it and the word now. Your partner does the same.

Model. I'm doing sums now.



roller-skate, ride a bike, swim, listen to music, watch TV, play computer games, go for a walk, do homework, make my bed, do my exercises, wash / do the dishes, do housework, take a shower, lay the table, feed a pet, help my mum, read stories, paint, do sums, solve problems, read a book

4b. Write five questions to guess your partner's action.

Model. Are you roller-skating now?

4c. Ask your questions and see how many actions you can guess.

Model. A: Are you roller-skating now? – B: No, I'm not.
A: Are you ... ?

Lesson 7. Turn off your mobiles!

1a.  The children are at school. Listen and answer: Why is the teacher angry?

Teacher: Reading time! Please open your books and read the story.

Ring! Ring! Ring-ring!

Teacher: Whose¹ mobile is ringing?

Nikita: It's Liz's melody.

Teacher: Liz?

Liz: Yes, Miss.

Teacher: Please, turn off your mobile.

Liz: My mobile **isn't** ringing. It's off, Miss.

Teacher: Sorry, Liz.

Liz: It's OK.

Ring-ring! Ring-ring! Ring!

Teacher: Then whose mobile is ringing?

Nikita: It's Mike's melody.

Teacher: Mike?

Mike: Yes, Miss.

Teacher: Please, turn off your mobile.

Mike: My mobile **isn't** ringing. It's off, Miss.

Teacher: Sorry, Mike.

Mike: It's OK.

Ring! Ring-ring-ring! Ring-ring!

Teacher: Whose mobile is ringing?

Class! Turn off your mobiles!

Liz: Can you hear that?

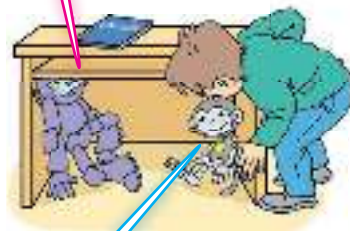
Mike: It's not a mobile!

Twinky: Ring! Ring-ring-ring!

Floppy: Ring-ring! Ring! Ring-ring!



Ring-ring-ring!



Ring-ring!

¹ Whose ... [hu:z] – Чей ...

Children: Twinky and Floppy are speaking Twinkish!

Twinky and Floppy: Sorry, Miss.

Teacher: It's OK.

1b. Answer the questions.

1. Is Liz's mobile ringing in the lesson? 2. Is Mike's mobile ringing in the lesson? 3. Is a mobile ringing in the lesson? 4. What is ringing? Why?

2. Grammar secret.

The Present Continuous Tense: negative sentences

Настоящее продолженное время: отрицательные предложения


| + | - ○ <u>am</u> (is, are) not Ving. |
|---------------------------------|---|
| I am reading. | ① <u>am</u> not <u>reading</u> . |
| My mobile is ringing. | He (She, It, My mobile) is not ringing. |
| Twinky and Floppy are speaking. | We (You, They) are not speaking. |



am not = 'm not is not = isn't
are not = aren't

3a. Match the photos of Nikita's lesson with the sentences.

Model. 1 – C.



1. Twinky and Floppy are not reading a story.
2. Twinky and Floppy aren't speaking Belarusian.
3. They aren't speaking Russian.
4. They're speaking Twinkish.
5. Liz isn't speaking to her mum on the mobile.
6. Mike is not speaking to his dad on the mobile.
7. They're reading an English book.
8. The teacher's mobile isn't ringing.
9. She's reading an English book.

3b. Work in pairs. In turn make sentences about what your classmates are doing and not doing now.

Model. Dasha is speaking English now. She isn't reading a book.

4a. Play a guessing game. Use the pictures.

Model. A: Is it he or she? – B: She.

A: Is she brushing her hair? – B: No, she isn't brushing her hair, she isn't helping her mum, she isn't taking a shower.

A: Is she dancing? – **B:** Yes, she is.
A: Her name's Veronica. – **B:** Right!



Veronica



Nelly



Dan



Sam



Jess



Hugh [hju:]



Walter



Nina

4b.  Write a riddle about one of the children.

Lesson 8. Sorry. I can't answer the phone now

1a.  Twinky is lonely¹. He wants to Skype his friend Rinky. Listen and answer: Why can't they talk?

a.m. – time between 00.00 and 11.59
p.m. – time between 12.00 and 23.59

¹lonely ['lɒnli] – одинокий

1.

Twinky: It's 11 a.m. Rinky usually watches online lessons at 11 a.m.

Rinky's answering machine: Hello. It's Rinky. Sorry. I can't answer the phone. I'm sleeping now.

Twinky: Sleeping? At 11 a.m.? OK.



2.

Twinky: It's 1 p.m. Rinky usually rides a fly-bike at 1 p.m.

Rinky's answering machine: Hello. It's Rinky. Sorry. I can't answer the phone. I'm sleeping now.

Twinky: Sleeping? At 1 p.m.? Strange.

3.

Twinky: It's 4 p.m. Rinky usually does his projects at 4 p.m.

Rinky's answering machine: Hello. It's Rinky. Sorry. I can't answer the phone. I'm sleeping now.

Twinky: Sleeping? At 4 p.m.? Very strange.

4.

Twinky: It's 6 p.m. Rinky usually has self-study time at 6 p.m.

Rinky's answering machine: Hello. It's Rinky. Sorry. I can't answer the phone. I'm sleeping now.

Twinky: Sleeping? At 6 p.m.? I don't understand! ... Oh, I know! It's night in Twinkyland now! Silly me!

1b. Read and answer: Which text (1–4) does this picture match?



1c. Usually or Now? Give names to the columns.

| (1) ... | (2) ... |
|--|--|
| He watch <u>e</u> s online lessons at 11 p.m. | He' <u>s</u> sleeping. |
| (I) (we, you, they) V ... He (she, it) V <u>(e)</u> s ... | (I) am Ving ... We (you, they) <u>are</u> Ving ... He (she, it) <u>is</u> Ving ... |

1d. Choose a role and read.

2a. Complete the sentences. Use usually or now.

Model. 1. He **usually** watches online lessons at 11 a.m.

1. He ... watches online lessons at 11 a.m.
2. I'm sleeping
3. He isn't watching online lessons He's sleeping.
4. Rinky ... rides a fly-bike at 1 p.m.
5. He isn't riding a fly-bike He's sleeping.

6. Rinky ... does his projects at 4 p.m.
7. He isn't doing his projects He's sleeping.
8. He ... has self-study time at 6 p.m.
9. He isn't having self-study time He's sleeping.
10. Rinky is sleeping, because it's night in Twinkyland

2b. Work in pairs. Compare your answers.

3a. Complete the plan for your weekend day. Have two periods of free time.

Model. A's plan: 9 a.m. – watch TV. 11 a.m. – free time. ...
 B's plan: 9 a.m. – do homework. 11 a.m. – free time. ...

| | |
|---------------|--------------|
| 9 a.m. – ... | 3 p.m. – ... |
| 11 a.m. – ... | 5 p.m. – ... |
| 1 p.m. – ... | 7 p.m. – ... |

3b. Work in pairs. Talk to each other and see if you can play together.

Model 1. A: It's 9 a.m. Let's watch TV together.

B: Sorry, I can't. I'm doing my homework now.

A: OK. I'll call you later. ...

Model 2. A: It's 11 a.m. I've got free time. Let's play together.

B: That's a good idea! I've got free time, too.
 See you in the park.

A: See you!

3c. Report to the class.

Model. We can play together at 11 a.m.

3d. Write the report.

Lesson 9. Nikita's class newsletter

1. Every month Nikita's classmates make a newsletter. Read their latest newsletter and answer: What's the most interesting page?


WELCOME TO OUR SCHOOL!

This week we are having visitors¹ from Britain and Twinkyland.

This is Liz. She's from Britain. Liz is wearing a Belarusian blouse.

This is Mike. He's from Britain. He's swimming for our school team.

These are Twinky and Floppy. They're drawing pictures of Belarusian animals.



¹ visitors – посетители, гости

INTERVIEWS

What's your favourite school day?

My favourite day is Friday. We have my favourite lessons on Fridays – Maths, Russian and PE.

The first two lessons are Maths. We solve problems and do sums.

The third lesson is PE. We usually play sports games. We sometimes go to the swimming pool.

The fourth lesson is Russian Reading. My favourite books are about nature and animals. I want to go to Africa and see elephants, giraffes and zebras!

The fifth lesson is Russian. I like my Russian teacher. She's very nice and kind.



Polina Pashkevich

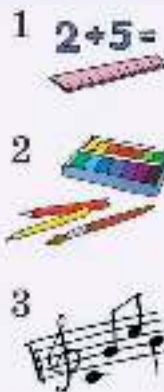
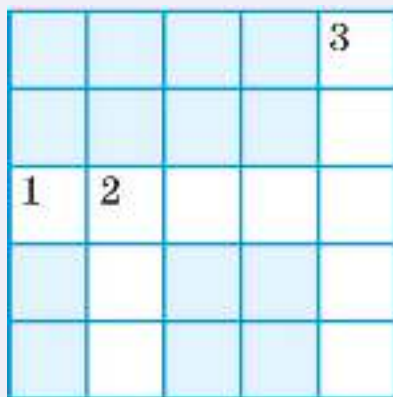
FUN CORNER

Boys and girls

We're boys and girls.
We're big and small.
We're funny and nice.
We're short and tall.

We listen and talk.
We read and play.
We help each other
Every day.

Do the crossword



2. Do the project “School newsletter”. Work in groups of three. Each pupil makes one page for the newsletter: Welcome to our school, Interviews, Fun corner.

Lesson 10. Friends are always friends

1.  Listen, read and answer: Why are the toys sad in the morning? Why are they happy in the afternoon?



It's 7 o'clock, but Andy and Wendy aren't sleeping. Today is their first day at school. They're schoolchildren now!

It's 8 o'clock. Mum and Dad are making breakfast. Andy and Wendy are packing their schoolbags. Their sister is helping them.



It's 9 o'clock. Andy and Wendy are in the classroom. Their teacher, Mrs Kind, is telling the children about the school. But Andy's Superman and robots are hiding in his bag.

It's 10 o'clock. Andy and Wendy are listening to their teacher. Mrs Kind is reading a story. But Wendy's dolls are quiet in her bag.



At 11 o'clock Andy and Wendy are in their Maths lesson. They're counting sweets and apples. It's fun! But the toys are very sad.

It's 3 o'clock. Andy and Wendy are at home. They're playing a new game – "School".



Andy: Let's play a new game – "School"!

Wendy: Superman! Robots! Dolls! Sit at your desks.
You're pupils. I'm your English teacher today.

Andy: I'm your Maths teacher.

Toys: We love school! Hooray!

Today is the happiest day for Andy, Wendy and their toys.

2. True or False?

1. Andy and Wendy are pupils.
2. The children don't want to play with their toys in the afternoon.
3. The toys are happy when Andy and Wendy are at school.
4. Andy and Wendy are at home at 4 o'clock.
5. Andy is an English teacher today.
6. The toys like to play the game "School".
7. Today is the happiest day.

3. What's happening at this time?

Model. It's 7.00. Andy and Wendy are getting up.



1



2



3



4



5



6

4. Put the sentences in the correct order.

Model. 1 – C.

- A. Andy and Wendy are in the classroom.
- B. The children are coming home.
- C. Today is Andy and Wendy’s first school day.
- D. Andy and Wendy are playing the game “School” with their toys.
- E. Their toys are hiding in their bags.
- F. Andy and Wendy are packing their schoolbags.
- G. They’re happy.

5.  **Act out how Andy, Wendy and their toys play the game “School”.**



School newsletter




Unit 9

Family holidays: my birthday

Lesson 1. Who was born in January?

1a.   Picture dictionary.



1b. Guess the meaning of the words in bold.

There are twelve months in a **year**.

There are four **seasons** in a year.

There are three **months** in a season.

1c. Read the transcription.

[ˈsi:z(ə)n], [jɪə], [sprɪŋ], [meɪ], [ˈeɪprəl], [mɑ:tʃ], [ˈɔ:təm],
[ɒkˈtəʊbə] [nəʊˈvembə], [sepˈtembə], [ˈsʌmə], [mʌnθ],
[dʒu:n], [ˈɔ:gəst], [dʒʊˈlaɪ], [ˈdʒænjuəri], [ˈwɪntə],
[ˈfebruəri], [dɪˈsembə]

2. ABC 🎮 Letter secrets.

🎮 au = [ɔ:] daughter, August, autumn

🎮 aunt [ɑ:nt]

🎮 -er = [ə] winter, summer, September, December

🎮 -y = [aɪ] fly, my, July

🎮 -y = [i] sunny, windy, February

3. Speak to your classmate.


Model. A: What's the third winter month?

B: It's February.

A: Right!

4a.  Listen to the song “Who was born in January?”
Stand up when it’s your birthday month.

Who was born in **January**?
Say “Hooray!” Say “Hooray!”
I was born in **January**
On a snowy day.



in April – on
a windy day

in August – on
a sunny day

in November –
on a rainy day

4b. Sing the song.

5a. Speak about you and your family.

Model. I was born in December. My dad was born in
July. ...

| | | |
|-----------|-------------|-----------|
| I | | January. |
| My mum | | February. |
| My dad | was born in | March. |
| My friend | | April. |
| My pet | | May. |
| ... | | ... |

5b.  Write 5–7 sentences about your family and friends.

Lesson 2. My birthday is on October 7

1.  Listen, read and say the chant “When is your birthday?”



When is his birthday? When is his birthday?

It's **in January**. It's **on the first of January**.

When is her birthday? When is her birthday?

It's **in May**. It's **on the fifth of May**.

When is their birthday? When is their birthday?

It's **in October**. It's **on the tenth of October**.

2. Grammar secret.

| | | | | | |
|-----------------|-------------------|-----------------|-------------------|------------------|-------------------------|
| 1 st | the first | 5 th | the fifth | 12 th | the twelfth |
| 2 nd | the second | 6 th | the sixth | 13 th | the thirteenth |
| 3 rd | the third | 8 th | the eighth | 20 th | the twentieth |
| 4 th | the fourth | 9 th | the ninth | 21 st | the twenty-first |

3. Take a calendar. Play a guessing game.

Model. A: It's Wednesday. – B: Is it the third of May?

A: No, it isn't. – B: Is it the sixth of May?

A: Yes, it is.

4. Look and say.

Model. Mike's birthday is on the seventh of October.



We say: Mike's birthday is **on the seventh** of October.

We write: Mike's birthday is **on October 7.**

5a. Speak to your classmate.

Model. A: When is your birthday?

B: It's in May. It's on the fifth of May. When is your birthday?

A: My birthday is on the first of April.

5b. Report to the class.

Model. Danila's birthday is on the twentieth of May.

5c. Write 5–7 sentences about your family and friends.

Lesson 3. Mr Greedy

1. ABC 🎧 🗣️ Letter secrets.

📌 g = [dʒ]

Oranges from Egypt! Oranges from Georgia! Oranges from Argentina!

📌 hamburger ['hæm,bɜ:ɡə],
get [get], girl [gɜ:l]



📌 g = [g]

Green grapes and green tea for English breakfast? No! Eggs are good for English breakfast!



📌 dge = [dʒ]

Put the porridge in the fridge.



📌 ng = [ŋ]

Is reading boring or interesting? – Interesting!



2a. Look at the pictures, read and guess the words.



a hamburger
['hæm,bɜ:ɡə]



grapes
[greɪps]



a grapefruit
['greɪp,fru:t]



a cave [keɪv]



a giant
[ˈdʒaɪənt]




hungry
[ˈhʌŋɡri]



Argentina
[ˌɑːdʒənˈtiːnə]



Germany
[ˈdʒɜːməni]




Georgia
[ˈdʒoːdʒə]



giant = gigantic
[dʒaɪˈɡæntɪk]



huge
[hjuːdʒ]



big = large
[lɑːdʒ]



little = small



tiny

2b. 🎧 Listen, read and answer: Why is his name Mr Greedy?



Mr **Greedy** likes to eat. In fact, Mr **Greedy** loves to eat. The problem is that he eats and **gets bigger and bigger**. He **gets bigger** and he wants to eat more.

One night Mr **Greedy** has a **good dream**¹ – there's a lot of yummy food

¹ has a good dream – видит хороший сон

there! He can't sleep. Mr **Greedy** gets up because he's **hungry**¹. He goes downstairs and eats a **huge** breakfast. Mr **Greedy** has for his breakfast **3 large eggs**, **6 long sausages** from **Germany**, **5 big oranges** from **Egypt**, **1 kilo of green grapes** from **Georgia**, **1 huge cup of green tea** from **Argentina**, and the **porridge left**² yesterday in the **fridge**.

Mr **Greedy** is happy now. He sits back in his chair and thinks, "**Great!** Now I'm not **hungry**. What shall I have for lunch?" And he goes for a **long** walk to get some appetite.

The **morning** is nice and cool and Mr **Greedy** walks and walks and walks. Then he sees a cave. It's dark. Mr **Greedy** walks into the cave. He sees **giant** stairs (ступеньки) **going** up. Mr **Greedy** climbs up the **giant** stairs. Then he sees a **big** door. Mr **Greedy** opens the door and walks into a **large** room. There's a **huge** table and a **gigantic** chair in the room. And then Mr **Greedy** smells³ something **good!**




Mr **Greedy** climbs up onto the table. Up, up, up! Finally he gets there. There's a lot of food on the table and the food is **huge!** Mr **Greedy** wants an **orange** that is **bigger** than him. But the **orange** is too **big**⁴.

¹ **hungry** – голодный

² **left** – которая осталась

³ **smells** – чувствует запах

⁴ **too big** – слишком большой



He wants a **grapefruit** that is **bigger** than him. But the **grapefruit** is too **big**. Then Mr **Greedy** sees **huge hot dogs** and a **gigantic hamburger**. They smell so nice! Mr **Greedy** starts to eat. Yummy!

Suddenly a **huge** hand picks Mr **Greedy** up. It's a **giant!** Mr **Greedy** is tiny in the **giant's** hand!

“AND WHO ARE YOU?” asks the **giant** in a **giant** voice¹.

“I'm Mr **Greedy**,” says Mr **Greedy** in a little mousy voice.

“MR **GREEDY?**” asks the **giant**. “HA! HA! HA! YOU'RE **GREEDY**, MR **GREEDY!** AND I'LL TEACH YOU A LESSON!”

And the **giant** tells Mr **Greedy** to eat up those **huge hot dogs** and that **gigantic hamburger**. Mr **Greedy** isn't **hungry** now, but he eats and eats and eats. He can't eat any more². He wants to **go** home.

“NOW,” the **giant** says, “WILL YOU BE **GREEDY** AGAIN?”

“No, Mr **Giant**,” says Mr **Greedy**.

“VERY WELL,” says the **giant** and helps Mr **Greedy** to **get** down the **huge** table, and across the **large** room, and down the **giant** stairs out of the dark cave.

Mr **Greedy** isn't greedy any more.

(after Roger Hargreaves)




¹ **voice** – голос

² **any more** – больше

2c. Complete the sentences. Use the words in bold from the story.

Model. 1. Mr Greedy eats because he's **hungry**.

1. Mr Greedy eats because he's (1)
2. Mr Greedy gets (2) ... because he eats and eats.
3. For breakfast, Mr Greedy has three (3) ... eggs, six (4) ... sausages, five big (5) ... , 1 kilo of green (6) ... , 1 cup of (7) ... tea, and some (8)
4. In the cave there is a big (9) ... and a very big (10) There are huge (11) ... and a gigantic (12) Mr Greedy starts to eat.
5. Mr Greedy can't take the orange or the grapefruit because they're (13) ... than him.
6. The (14) ... tells Mr Greedy to eat up the hot dogs and the hamburger.
7. Mr Greedy isn't (15) ... now.

2d.  What does Mr Greedy do wrong before he meets the giant? Write the answer in your exercise book.

3. Perform the story at the Reader's Theatre.

Lesson 4. Twinky wants a birthday

1a.   Picture dictionary.



a candle



a present



a balloon



a birthday party



a birthday card



a birthday cake

1b. Read the transcription.

[ˈbɜːθdeɪ], [ˈpɑːti], [ˈprez(ə)nt], [keɪk], [ˈkænd(ə)l],
[kɑːd], [bəˈluːn]

2. ABC 🎮 Letter secrets.

🔑 ir = [ɜː] girl, shirt, third, birthday

🔑 ar = [ɑː] park, scarf, party, card

3a. 🎧 Mike and Liz come to Twinky's house. Listen and answer: When is Twinky's birthday? What is a birthday?

Mike: Twinky, can I have some orange juice, please?

Twinky: Look in the fridge, Mike!

Mike: Oh! It's empty (пустой)!

Liz: Twinky, I can do the shopping.

Mike: No, you can't! I can! I'm older than you!

Liz: No, you aren't! I'm older than you! How old are you?



Mike: I'm nine years old. How old are you?

Liz: I'm nine years old, too.

Mike: When is your birthday?

Liz: It's in August.

Mike: Oh! My birthday is in October!

Liz: I'm older!

Mike: Yes, you are.

Mike: Twinky, how old are you?

Twinky: I'm five.

Mike: When is your birthday?

Twinky: I don't know. What's "a birthday"?

Liz: Oh, it's a birthday cake!

Mike: Candles! ... And a party!

Liz: A lot of balloons!

Mike: Birthday cards and presents!

Mike: What's the date today?

Liz: Today is May 10.

Mike: Twinky! Your birthday is today, on May 10!

Liz: Let's have a party!

Twinky: A party? For me? Today?

Mike: No, Twinky. Let's have your birthday party tomorrow (завтра).

Twinky: Hooray!

3b. True or false?

1. Liz's birthday is in May. 2. Mike's birthday is in August. 3. Liz is younger than Mike. 4. Mike is older than Liz. 5. Twinky wants a birthday. 6. The children want a party for Twinky. 7. Twinky's birthday is on May 11.



3c. Choose a role and read.

4. Speak to your classmate.

Model. A: How old are you?

B: I'm nine years old. And you?

A: I'm nine years old, too.

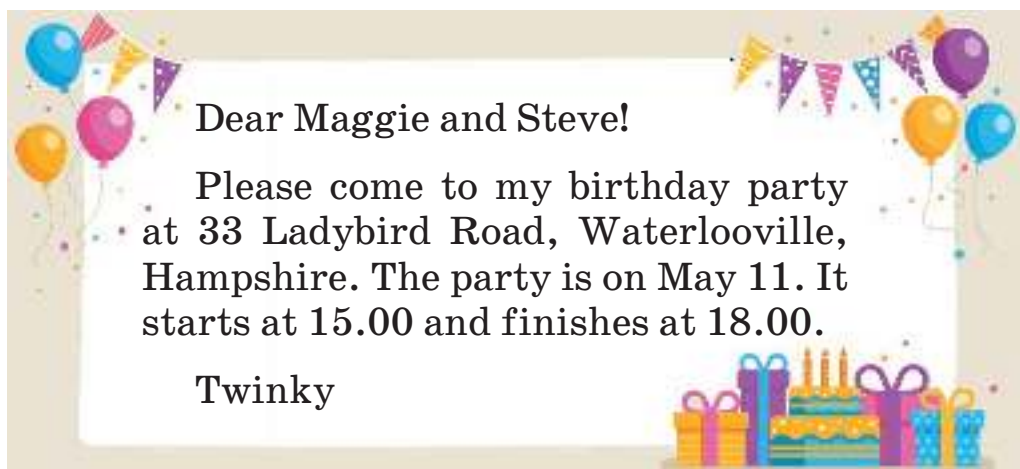
B: When is your birthday?

A: My birthday is on the fifteenth of July.
When is your birthday?

B: It's on the twenty-second of February.

A: You're older than me!

5a. Read the invitation to Twinky's party and answer the questions.



1. What date is the party?
2. What time is the party?
3. Is the party in the morning or in the afternoon?
4. Where is the party?

5b.  Write an invitation to your birthday party.



Тематический тест 7 “Birthday party”. Match the pictures to the words.

Lesson 5. Come to my family holiday!

1a.   Picture dictionary.

Celebrate someone’s birthday



have fun



buy a present



come to a party



send a birthday card



have a party



give a present



invite friends

1b. Read the transcription.

[ˈhæv ˈfʌn], [ˈsend ə ˈbɜːθdeɪ ˈkɑːd], [ˈseləbreɪt],
[ˈhæv ə ˈpɑːti], [ˈkʌm tə ə ˈpɑːti], [ɪnˈvaɪt ˈfrendz],
[ˈbaɪ ə ˈprez(ə)nt], [ˈɡɪv ə ˈprez(ə)nt]

2. Answer the questions about your family holidays. Work in pairs. Use the Help box and the picture dictionary.

1. What family holidays do you celebrate?
2. Who do you celebrate them with?
3. How do you celebrate them?
4. What do you say to your family?
5. What holidays do you both celebrate?
6. What is your favourite holiday?

**Help
box**

Christmas, New Year, Women's Day, Fatherland Defenders' Day¹, birthdays.

Merry Christmas! Happy New Year / Women's Day / Fatherland Defenders' Day / birthday! – Thank you! The same to you.

3. Match the beginnings and endings of sentences and answer: What does Mike do on his birthday?

Model. 1 – E. Mike's birthday is on the seventh of October.

¹ **Fatherland Defenders' [dɪˈfendəz] Day** – День защитников Отечества

1. My birthday is on ... 2. I usually have a birthday ...
3. I usually invite my ... 4. My mum makes a ... 5. My
granny and grandad ... 6. They don't usually come to
my birthday party ... 7. My friends come and ... 8. Then
we eat ... 9. I like my birthday ...

A. ... friends to the party. • B. ... send a birthday
card. • C. ... party at home. • D. ... and have fun. •
E. ... October 7. • F. ... give me presents. • G. ... because
they live in America. • H. ... very much! •
I. ... birthday cake.

4a. Complete the questions with is, do, does.

Model. 1. When is your birthday?

1. When ... your birthday? 2. ... you usually have a
birthday party? 3. Where ... you usually have a birthday
party? 4. Who ... you usually invite to your birthday
party? 5. ... your mum make a birthday cake for you?
6. ... your best friend usually make presents or buy
presents for you? 7. ... your friends give you birthday
cards? 8. ... your granny and grandad send you a
birthday card? 9. What ... you usually do at your
birthday party?

4b. Work in pairs. Check your answers.

**4c. Talk about your birthdays. Use the questions from
ex. 4a. Work in pairs.**

4d. Report to the class. Do all your classmates celebrate birthdays?

Model. Pasha's birthday is on November 30. He usually has a birthday party at home. ...

4e.  **Write about your or your classmate's birthday.**



Тематический тест 7 "Birthday party". Complete the sentences. Use the Present Simple or the Present Continuous Tense.

Lesson 6. We're going to have fun!

1. Twinky is writing about his plans. Read and answer: How many friends are going to come to his party?

Dear Mum!

Now I have a birthday! It's on May 10. I **am going to** have a birthday party tomorrow, on May 11. I am going to invite my friends. Liz is **going to** make a birthday cake for me.

Mike **is going to** buy some juice, apples and bananas. Then we **are going to** tidy my house and put balloons everywhere! Three boys and two girls are coming to my party. We are going to sing, dance and play games. We are going to have fun!


Love,
Twinky



2a.   Grammar secret.

Future with be going to
Будущее время со структурой be going to

+

| | | | |
|---|---|----------|--------|
| ○ |  am | going to | V... . |
| | (is, are) | | |

| | | | |
|-------------------|-----|----------|-----------------------|
| I | am | going to | have a party. |
| He (She, It, Liz) | is | going to | make a birthday cake. |
| We (You, They) | are | going to | tidy my room. |



tomorrow

tonight

2b. Guess the meaning of the words in bold.

Today is May 15.

Today's evening is **tonight**.

Tomorrow is May 16.

3.  Complete the sentences from Twinky's letter.

1. I am going to 2. Liz is going to 3. Mike is going to 4. My friends are going to 5. They are going to

4. Play a memory game. What are they going to do for the party?

Model. Twinky is going to invite his friends. ...

5. Play the “Snowball” game about your classmates’ plans for tonight.


Model. A: I’m going to watch a film tonight.

B: Sasha is going to watch a film tonight. I’m going to read a book tonight.

C: Sasha is going to watch a film tonight. Natasha is going to read a book tonight. I’m going to listen to music tonight. ...

Lesson 7. Happy birthday, Twinky!

1a. 🎧 Twinky has a birthday party. Listen and answer:
Who comes to Twinky’s party?



1b. Role play.

2. 🎧 Sing the song “It’s my birthday today!”

It’s my birthday today!
Hooray! Hooray! Hooray!
What a wonderful day,
We can dance and we can play!



Chorus:

Balloons are everywhere,
Candles on the cake.
Come on, everyone!
Thanks for presents! Let’s have fun!



We’re drinking orange juice,
We’re eating birthday cake,
We’re singing and playing.
Hooray! Hooray! Hooray!



3. Read the “Thank you” letter and answer: Who writes the letter? Do you write “Thank you” letters?

Dear Twinky!

Thanks for the party. It was cool!¹

Maggie and Steve

¹ It was cool! – Было здорово!

4a. Speak to your classmate. What is Twinky going to do after his birthday party?


Model. Twinky is going to wash / do the dishes after the party.



wash / clean the floor, wash / do the dishes, tidy the house, open the presents, watch TV, take a shower, go to bed

4b.  Write what Twinky is going to do after the party.

Lesson 8. What are you going to do in summer?

1a.  The children are at the airport. Twinky and Floppy are going home. Listen and answer: What is Twinky going to do in Twinkyland?

Liz: Twinky, you're going home. That's sad.

Mike: What are you going to do in Twinkyland?

Twinky: Guess!


Mike: Are you going to play football?

Twinky: No, I'm not. We don't play football in Twinkyland!

Mike: Are you going to ride a horse?

Twinky: No, I'm not. There aren't any horses in Twinkyland.

Liz: So, what are you going to do? Twinky, tell us, please!



Twinky: OK. I'm going to open an amusement park.

Liz: An amusement park?

Mike: In Twinkyland?

Liz: Fantastic!

Mike: Can we come?

Twinky: Sure. Welcome!

1b. Match the questions with the short answers. Give full answers.

Model. 1 – C. Twinky is going to Twinkyland.

1. Where is Twinky going?
2. Is he going to play football in Twinkyland?
3. Is Twinky going to open an amusement park in Twinkyland?
4. Is he going to ride a horse?
5. Who wants to go to Twinkyland?

A. Yes, he is. • **B.** Mike and Liz. • **C.** To Twinkyland.
• **D.** No, he isn't. • **E.** No, he isn't.

2a. Speak about your plans for this summer.

Model. In summer I'm going to play football.




play football, roller-skate, have a birthday party, draw and paint, ride a bike ...

2b.  Write 5–7 sentences about your plans for this summer.


Lesson 9. Don't be sad. We'll play together again

1a. Work in pairs. Make as many sentences about the pictures as you can.

Model. Twinky and Floppy are in Twinkylan. They're riding a fly-bike.





1b.  Liz and Mike write a poem about Twinky and Floppy. Listen and match its parts to the pictures in ex. 1a.

Model. A – 4.

1. This is a story of Twinky and Floppy.
Twinky and Floppy. Twinky and Floppy.
This is a story of Twinky and Floppy.
They're our friends.
2. Twinky and Floppy are from the space.
Twinky and Floppy come in a rocket.
They've got yellow eyes. They've got no hair.
They are naughty and funny.
3. Twinky is 5. Floppy is little.
Twinky's a pupil. Floppy's his pet.
Twinky's a boy. Floppy's a girl.
They're from Twinkyland.
4. Twinky can't sing. Twinky can't swim.
He can't roller-skate. He can't ride a bike.
But he can dance and ride a fly-bike.
Twinky plays starball in Twinkyland.

5. Twinky's got sisters. He's got a brother.
He's got a mum. He's got a dad.
Twinky's got Aunt and Uncle and cousins.
He's got a friend, his pet.
6. Twinky and Floppy are on a mission.
They are on a mission on our planet.
Twinky and Floppy are on a mission.
They've got a lot of friends.
7. Twinky and Floppy like fun and have fun.
They play in the park, they play at school.
They are fine and they play,
they're ill and they play.
They never get tired of games.
8. The mission is over. It's time to fly home.
Please say "Hi" to your Twinkyland friends.
Don't be sad. We'll play again.
We'll play again in Twinkyland.

1c. True or false?

1. Twinky and Floppy are from Britain.
2. Twinky is 5 years old.
3. Twinky can't roller-skate.
4. Children in Twinkyland play starball.
5. Mike is Twinky's friend.
6. Twinky and Floppy like games and fun.
7. Twinky has got two brothers.
8. Twinky and Floppy are going home.

2a. 🎧 Listen to the poem again and answer: Why are some words and syllables ([ˈsɪləb(ə)lɪz] слогн) underlined?*

2b. 🎧 Listen again and read along with the recording.

2c. Work in pairs or groups. Practise reading the poem.

2d. Perform the poem at the Reader's Theatre.

3a. This is what Nikita writes about Twinky.

I've got a new friend. He's from Twinkyland. His name's Twinky. He's funny and naughty, but he's cool and he's a good friend.

I like the story when Twinky is lost. Liz and Mike go to the police. They learn about Lola and Sam Briggs, toy thieves. Liz and Mike find Lola and Sam and they call the police. When Twinky is back he's very happy.



3b. 📖 Look through your Pupil's Book and find a story about Twinky that you like. Write about it.

*(They are stressed.)

Lesson 10. Goodbye, friends!

1a. 🎧 Listen, read and match the titles to the texts. Two titles are extra.

Family

Friend

Daily life

Day off

House

Clothes

School subjects

Birthday

Pet

Twinkyland

1. Pet

She's got long hair and a short tail. She's got black eyes and a black nose. She's beautiful and friendly. She eats meat and bones. I feed and brush her every day.



2. ...

In the morning I get up and wash my face. I brush my teeth and I brush my hair. Then I have breakfast and go to school. I come home in the afternoon and have lunch. Then I do my homework. In the evening I play with my little sister and watch TV. I go to bed at 9 p.m.



3. ...

I don't like black or grey. I like bright colours¹: yellow, red, green and orange.



¹ bright colours – яркие цвета

My favourite T-shirts are red and green. I think they're nice. I wear them at home and when I go for a walk. I wear them every day.

4. ...

My favourite day is Wednesday. The first lesson is Maths. I like doing sums and solving problems. Then we have English. I love it, and I'm the best pupil in my class. Then we have Russian Reading. I love books. Then we have Music. We sing and listen to music. Our teacher is great. She is a singer.



5. ...

It's a planet in space. Happy people live there. They love their children and they make schools a happy place for boys and girls. There's no water on the planet. There are no horses or cats and dogs there. But there are robots and cosmo pets. They're going to have their first amusement park there!



6. ...

It's nice and big. There's a big garden. My dog can play there. There's a living room and a kitchen downstairs. We watch TV in the living room. And we have breakfast



and dinner in the kitchen. There are three big bedrooms and two bathrooms upstairs.

7. ...

He's twelve. He's from Africa. He's got a mum, a dad, three sisters and three brothers. They live in one house with their granny and grandad, and with their aunt and her two children. They're friendly and their friends like to come to their house.



When they come, the children usually have tea and listen to their granny's stories.

8. ...

We love books in my family! Every Saturday my parents take me to a huge book shop¹. Every week they buy me a new book. I like reading, but my parents like listening to audio books. We go to a park and read or listen to our new books. Then we go to a café and have lunch. We talk about books. We tell funny stories. I love Saturdays with my parents!



1b. Speak on one extra title from ex. 1a. Work in pairs.

¹shop – магазин

2.  Play the board game.

START

1. Speak about your family.

2. Speak about your friend.

3. Speak about your daily life.

4. Speak about your day off.

5. Speak about your pet.

6. Speak about your house or flat.

7. Speak about your clothes.

8. Speak about your school subjects.

9. Speak about your birthday.

10. Speak about Twinky.

FINISH

Vocabulary

Aa

April [ˈeɪprəl] апрель

Art [ɑ:t] изобразительное искусство

August [ˈɔ:gəst] август

autumn [ˈɔ:təm] осень

Bb

balloon [bəˈlu:n] воздушный шарик

bathroom [ˈbɑ:θru:m] ванная комната

bedroom [ˈbedru:m] спальня

Belarus [ˌbeləˈru:s] Беларусь

birthday [ˈbɜ:θdeɪ] день рождения

blouse [blaʊz] блузка

bookcase [ˈbukkeɪs] книжный шкаф

boots [bu:ts] ботинки

Cc

cake [keɪk] торт; пирожное

card [kɑ:d] открытка

celebrate [ˈseləbreɪt] праздновать

cheap [tʃi:p] дешёвый

clothes [kləʊðz] одежда

coat [kəʊt] пальто

come [kʌm] приходить, приезжать

comfortable [ˈkʌmftəb(ə)l] удобный, комфортный

cooker [ˈkʊkə] плита

cosy [ˈkəʊzi] уютный

count [kaʊnt] считать

cup [kʌp] чашка

cupboard [ˈkʌpbəd] буфет, шкаф для посуды

Dd

day [deɪ] день

December [dɪˈsembə] декабрь

do exercises [ˈdu: ˈeksəsaɪzɪz] делать упражнения, зарядку

do homework [ˈdu: ˈhəʊmwɜ:k] делать домашнее задание

do housework [ˈdu: ˈhaʊswɜ:k] делать работу по дому

do sums [ˈdu: ˈsʌmz] решать примеры

do the dishes [ˈdu: ðə ˈdɪʃəz] мыть посуду

downstairs [ˌdaʊnˈsteəz] внизу (на первом этаже)

draw [drɔ:] рисовать

dress [dres] платье

Ee

expensive [ɪkˈspensɪv] дорогой

Ff

February ['februəri] февраль

fork [fɔ:k] вилка

Friday ['fraɪdeɪ] пятница

fridge [frɪdʒ] холодильник

Gg

garden ['gɑ:d(ə)n] сад

get dressed ['get 'drest] одеваться

get up ['get 'ʌp] вставать

give [gɪv] давать, дарить

gloves [glɒvz] перчатки

go for a walk ['gəʊ fə'reɪ 'wɔ:k]

идти на прогулку

go to bed ['gəʊ tə 'bed] ложиться спать

go to school ['gəʊ tə 'sku:l]

идти в школу

Hh

hall [hɔ:l] холл, прихожая

hat [hæt] шапка, шляпа

have [hæv] иметь

have fun ['hæv 'fʌn] веселиться

help [help] помогать

house [haus] дом, жилище

Ii

invite [ɪn'vaɪt] приглашать

IT [aɪ'ti:] информатика (информационные технологии)

Jj

jacket ['dʒækɪt] пиджак, куртка

January ['dʒænjuəri] январь

jeans [dʒi:nz] джинсы

July [dʒu'laɪ] июль

June [dʒu:n] июнь

Kk

kitchen ['kɪtʃən] кухня

knife [naɪf] (**knives** [naɪvz]) нож (ножи)

Ll

lay the table ['leɪ ðə 'teɪb(ə)l] накрывать на стол

leaf [li:f] (**leaves** [li:vz]) лист (листья)

learn about nature ['lɜ:n ə'baʊt 'neɪtʃə] узнавать о природе, изучать природу

listen to music ['lɪs(ə)n tə 'mju:zɪk] слушать музыку

living room ['lɪvɪŋru:m] гостиная

Mm

make the bed ['meɪk ðə 'bed] застилать постель

make things ['meɪk 'θɪŋz] де-
лать вещи, поделки

Man and the World ['mæn ən
ðə 'wɜ:ld] Человек и мир

March [mɑ:tʃ] март

Maths [mæθs] математика

May [meɪ] май

Monday ['mʌndeɪ] понедельник

Music ['mjuzɪk] музыка

Nn

naughty ['nɔ:ti] непослушный,
шаловливый

November [nəʊ'vembə] ноябрь

Oo

October [ɒk'təʊbə] октябрь

old [əʊld] старый

Pp

paint [peɪnt] рисовать крас-
ками

pan [pæn] кастрюля (с длин-
ной ручкой)

PE [ˌpi:'i:] физкультура

plate [pleɪt] тарелка

play sports ['pleɪ 'spɔ:ts] зани-
маться спортом

pot [pɒt] кастрюля, чайник,
горшок

present ['prez(ə)nt] подарок

put [pʊt] положить, поста-
вить

Qq

quiet ['kwaɪət] тихий

Rr

reading ['ri:dn̩] чтение

Russian ['rʌʃ(ə)n] русский;
русский язык

Ss

Saturday ['sætədeɪ] суббота

scarf [skɑ:f] (**scarves** [skɑ:vz])
шарф (шарфы)

Science ['saɪəns] наука (изу-
чает физический мир, окру-
жающий человека)

send [send] посылать, отпра-
влять

September [sep'tembə] сентябрь

shirt [ʃɜ:t] рубашка

shoes [ʃu:z] туфли

shop assistant ['ʃɒp ə'sɪst(ə)nt]
продавец

shorts [ʃɔ:ts] шорты

sing [sɪŋ] петь

skirt [skɜ:t] юбка

slow [sləʊ] медленный

small [smɔ:l] маленький

socks [sɒks] носки

solve problems ['sɒlv 'prɒbləmz] решать задачи
son [sʌn] сын
song [sɒŋ] песня
speak [spi:k] говорить, разгово-
ривать
spoon [spu:n] ложка
spring [sprɪŋ] весна
summer ['sʌmə] лето
Sunday ['sʌndeɪ] воскресенье
sweater ['swetə] свитер
sweatshirt ['swetʃɜ:t] байка
swimming pool ['swɪmɪŋpu:l]
бассейн

Tt

tail [teɪl] хвост
take a shower ['teɪk ə 'ʃaʊə] при-
нимать душ
teacher ['ti:tʃə] учитель
Technology [tek'nɒlədʒi] тех-
нология, урок труда
that [ðæt] тот, та, то
theatre ['θiətə] театр
these [ði:z] эти
this [ðɪs] этот, эта, это
those [ðəʊz] те
Thursday ['θɜ:zdeɪ] четверг
tidy a room ['taɪdi ə 'ru:m] уби-
рать в комнате
tights [taɪts] колготки
trainers ['treɪnəz] кроссовки

trousers ['traʊzəz] брюки
T-shirt ['ti:ʃɜ:t] футболка
Tuesday ['tju:zdeɪ] вторник

Uu

ugly ['ʌgli] безобразный
uncle ['ʌŋkl] дядя
upstairs [ʌp'steəz] наверху
(на верхнем этаже)

Vv

vet [vet] ветеринар

Ww

walk a dog ['wɔ:k ə 'dɒg] вы-
гуливать собаку
want [wɒnt] хотеть
wardrobe ['wɔ:drəʊb] шкаф для
одежды
wash hands and face ['wɒʃ
'hændz ənd 'feɪs] мыть руки
и лицо
wash the dishes ['wɒʃ ðə 'dɪʃəz]
мыть посуду
wear [weə] носить (одежду)
Wednesday ['wenzdeɪ] среда
winter ['wɪntə] зима
woman ['wʊmən] женщина
worker ['wɜ:kə] рабочий

Yy

young [jʌŋ] молодой

Учебное издание

**Лапицкая Людмила Михайловна
Калишевич Алла Ивановна
Севрюкова Татьяна Юрьевна
Седунова Наталья Михайловна**

АНГЛИЙСКИЙ ЯЗЫК

Учебное пособие для 4 класса учреждений общего среднего образования
с русским языком обучения

С электронным приложением

В 2 частях

Часть 2

Редактор *О.В. Ракицкая*. Художественный редактор *Е.Э. Агунович*. Технический редактор *Н.А. Лебедевич*. Компьютерная верстка *Ю.Н. Трусевич*. Корректоры *В.И. Канопа, Т.К. Хваль*

Подписано в печать 05.09.2019. Формат 70×90/16. Бумага офсетная. Гарнитура «SchoolBook AC». Печать офсетная. Усл. печ. л. 10,53. Уч.-изд. л. 5,0 + 5,0 (эл. прилож.). Тираж 111 772 экз. Заказ 469.

Республиканское унитарное предприятие «Издательство “Вышэйшая школа”». Свидетельство о государственной регистрации издателя, изготовителя, распространителя печатных изданий № 1/3 от 08.07.2013. Пр. Победителей, 11, 220004, Минск e-mail: market@vshph.com <http://vshph.com>

Открытое акционерное общество «Полиграфкомбинат им. Я.Коласа». Свидетельство о государственной регистрации издателя, изготовителя, распространителя печатных изданий № 2/3 от 10.09.2018. Ул. Корженевского, 20, 220024, Минск.

(Наименование учреждения общего среднего образования)

| Учебный год | Имя и фамилия учащегося | Состояние учебного пособия при получении | Отметка учащегося за пользование учебным пособием |
|-------------|-------------------------|--|---|
| 20 / | | | |
| 20 / | | | |
| 20 / | | | |
| 20 / | | | |
| 20 / | | | |

Учебное пособие издано за счет средств государственного бюджета для фондов библиотек по заказу Министерства образования Республики Беларусь.

Правообладатель Вышэйшая школа