

Г. Л. Мураўёва, М. А. Урбан

МАТЭМАТЫКА

1




$$4 + 2 = 6$$


$$8 - 3 = 5$$

Частка 1

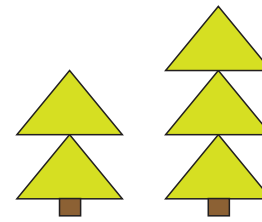
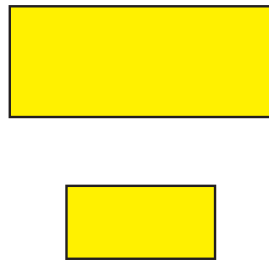

КОЛЕР



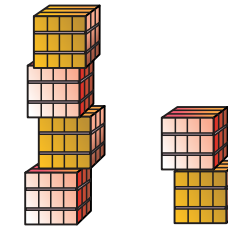
ФОРМА



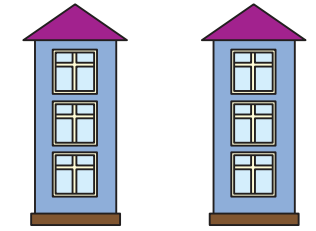
ПАМЕР



$2 < 3$
менш

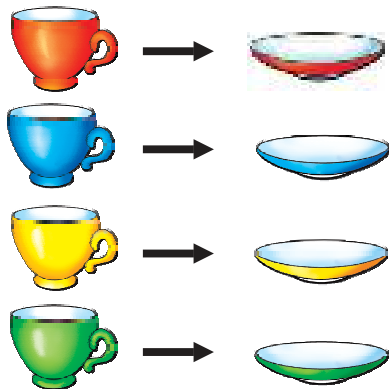


$4 > 2$
больш



$3 = 3$
роўна

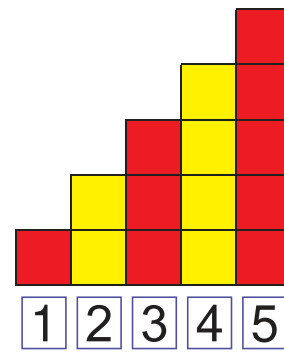
СТОЛЬКІ Ж



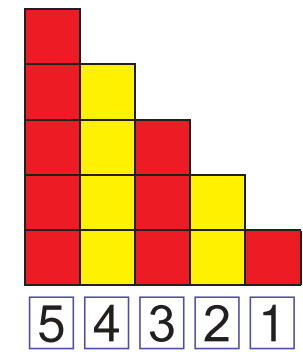
БОЛЬШ



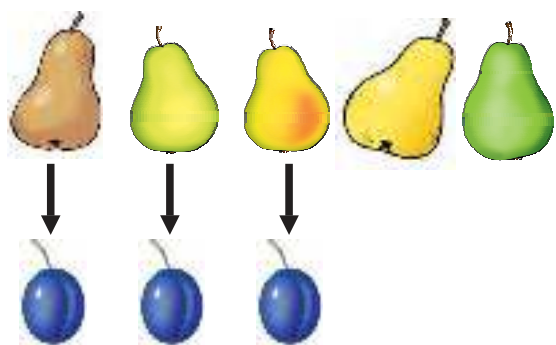
МЕНШ



У парадку
павелічэння.



У парадку
памяншэння.

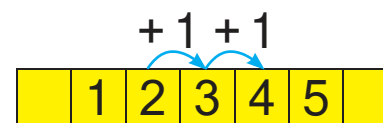


На 2 больш.

На 2 менш.

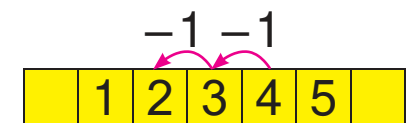
Павялічыць на адзін.

$2 + 1 = 3$ $3 + 1 = 4$



Паменшыць на адзін.

$3 - 1 = 2$ $4 - 1 = 3$



Г. Л. Мураўёва, М. А. Урбан

МАТЭМАТЫКА

Вучэбны дапаможнік для **1** класа
ўстаноў агульнай сярэдняй адукацыі
з беларускай мовай навучання

У дзвюх частках

Частка 1

Дапушчана
Міністэрствам адукацыі
Рэспублікі Беларусь



МІНСК
НАЦЫЯНАЛЬНЫ ІНСТЫТУТ АДУКАЦЫІ
2019

Правообладатель Национальный институт образования

УДК 51(075.2=161.3)
ББК 22.1я71
М91

Р э ц е н з е н т ы:

дацэнт кафедры менеджменту і адукацыйных тэхналогій Інстытута павышэння кваліфікацыі і перападрыхтоўкі ўстановы адукацыі «Беларускі дзяржаўны педагагічны ўніверсітэт імя Максіма Танка», кандыдат педагагічных навук, дацэнт *А. С. Шылава*;

метадычнае аб'яднанне настаўнікаў пачатковых класаў дзяржаўнай установы адукацыі «Заслаўская гімназія» (настаўнік пачатковых класаў вышэйшай кваліфікацыйнай катэгорыі *М. І. Шарпа*)

Умоўныя абазначэнні:



— параўнай;



— выканай заданне ў пары (групе);



— правер сябе;



— выканай заданне ў рабочым сшытку.

ISBN 978-985-594-333-5 (ч. 1)
ISBN 978-985-594-332-8

© Мураўёва Г. Л., Урбан М. А., 2019
© Афармленне. НМУ «Нацыянальны інстытут адукацыі», 2019

Змест

Параўнанне прадметаў і мностваў прадметаў, прасторавыя і часавыя ўяўленні	4
Адназначныя лікі	20





Урок 1

Параўнанне прадметаў і мностваў прадметаў, прасторавыя і часавыя ўяўленні

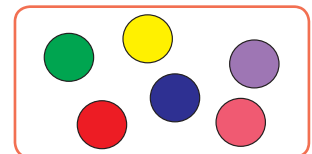
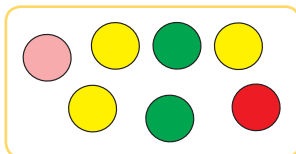
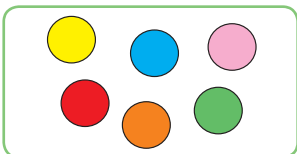



1.



2.



3.



4

Урок 1

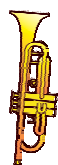
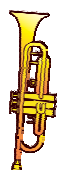
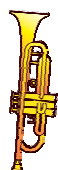
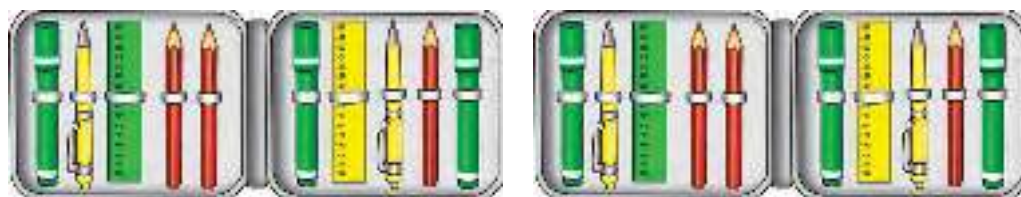


4.

	?	
?		?

?		
?		?
		?

?




5




Урок 2

1.



2.



3.



		?
	?	?

		?
	?	?


4.



Урок 2





5.



6.




?





Урок 3



1.



2.

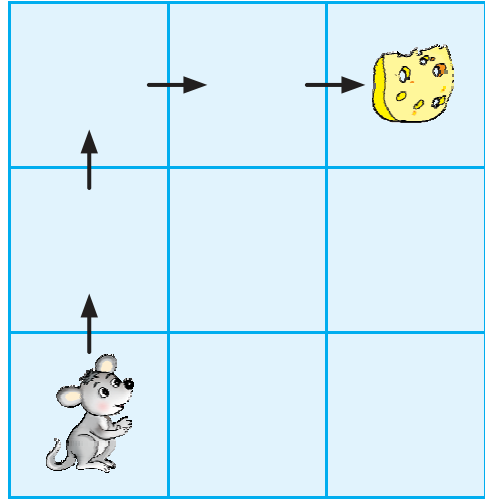
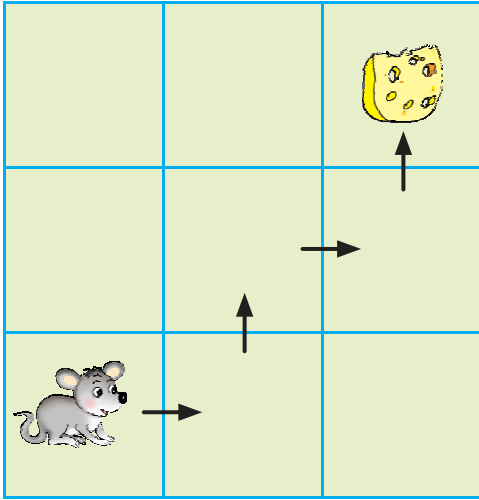


3.





4.





Урок 4

1.



2.



3.




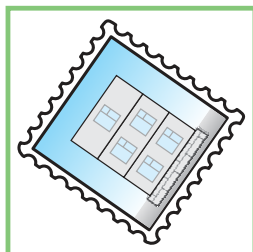
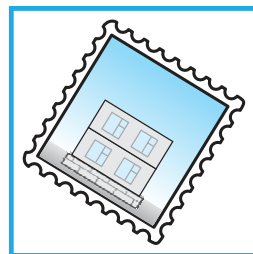

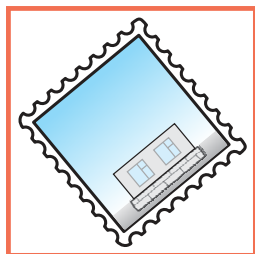




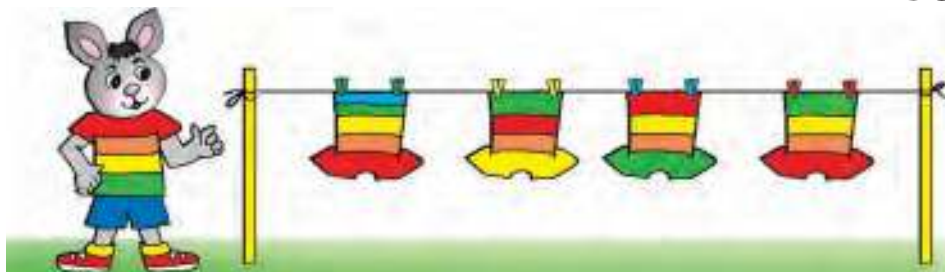
?	?

?	?

Урок 4



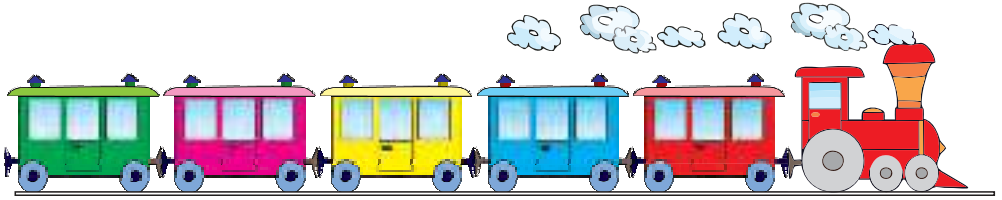

4.



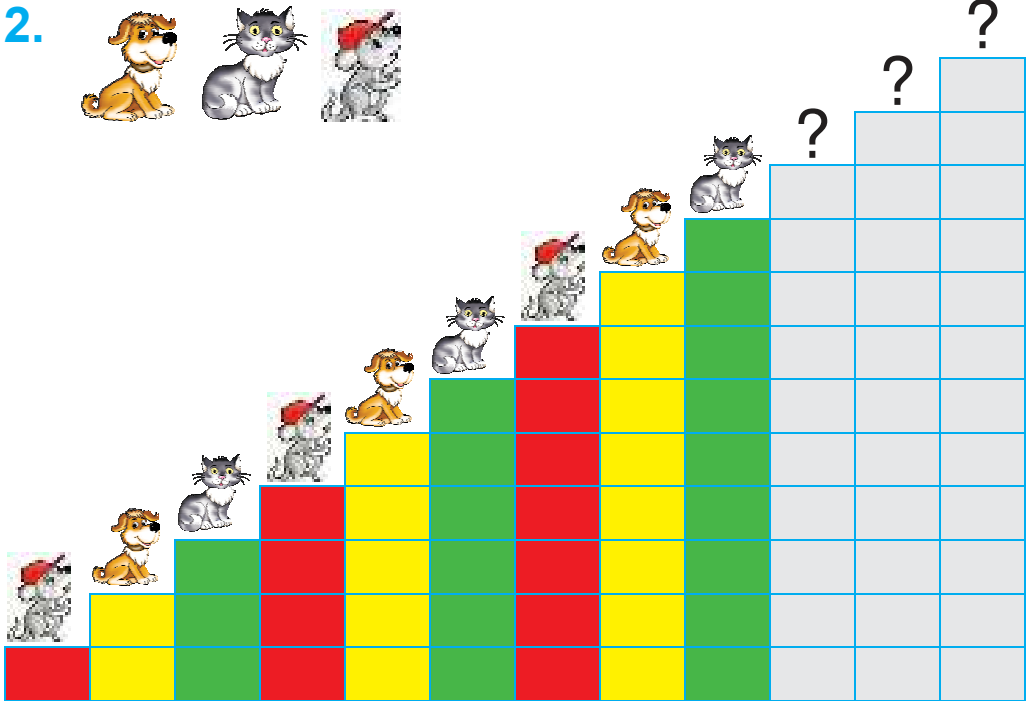


Урок 5



1.



2.







3.

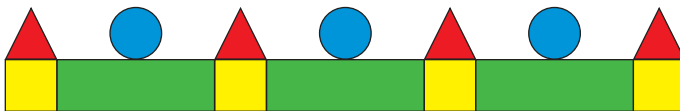




4.



?



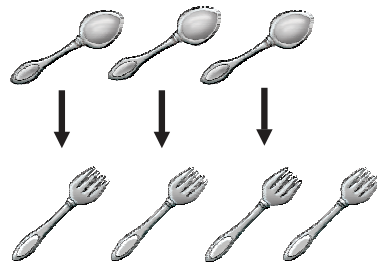
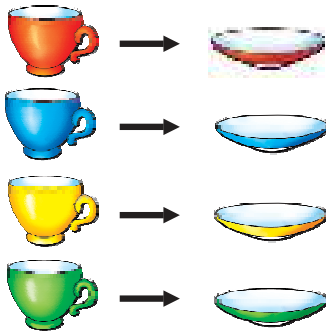


Урок 6

1.



2.



3.



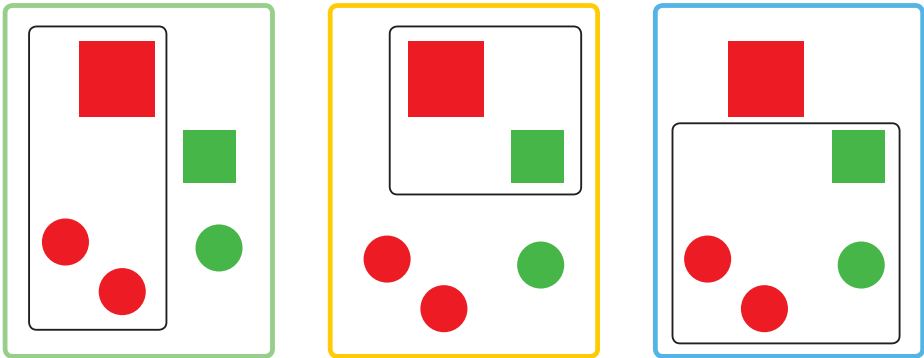
	?	?




4.



5.




?



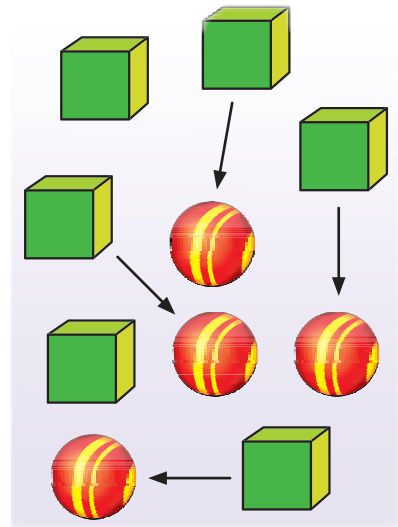
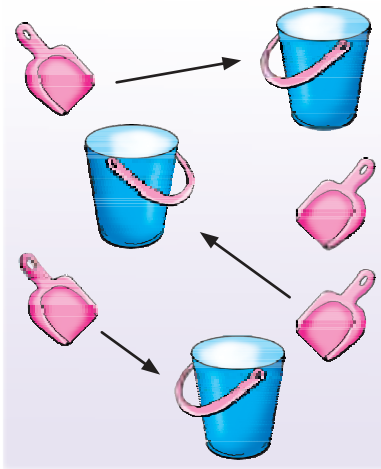


Урок 7


1.



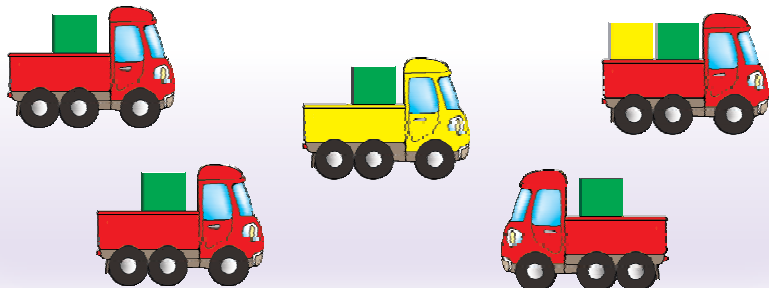
2.



3.



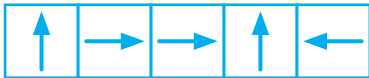



4.





5.






Урок 8


1.



2.

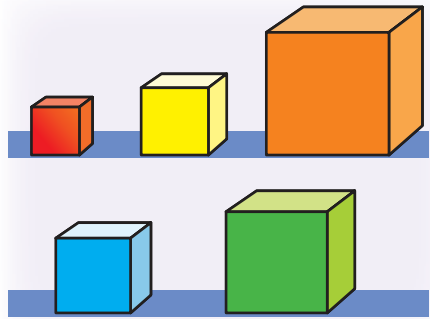
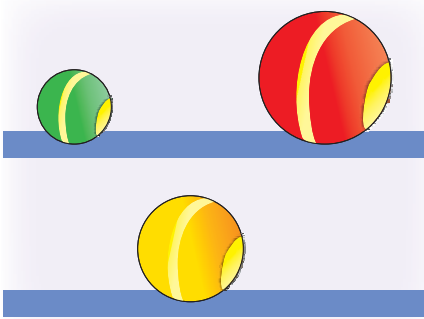


3.


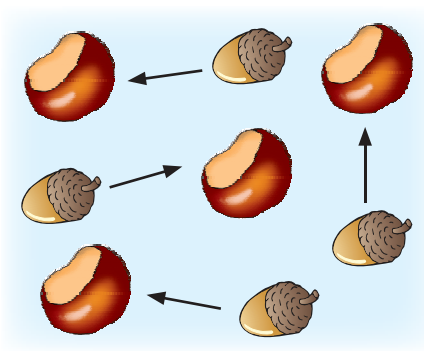




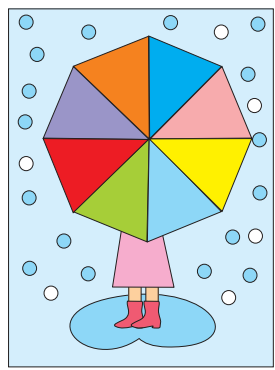

4.



5.



6.



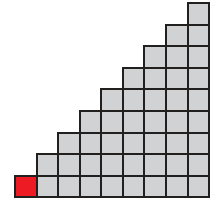

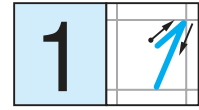


Урок 9

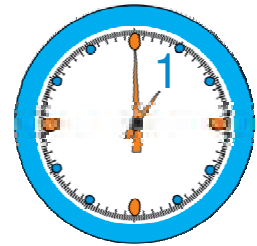

Адназначныя лікі




адзін



1.



2.



многа

адзін

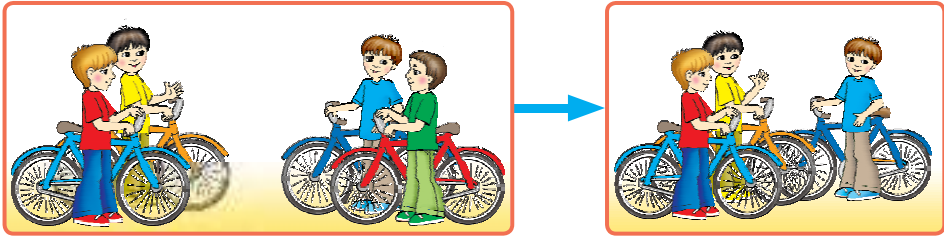
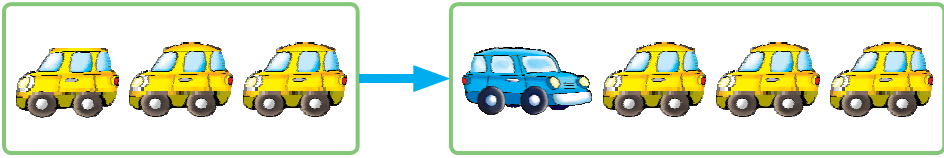
3.




Урок 9






4.



5.

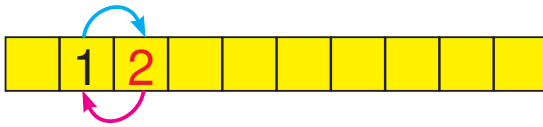


?

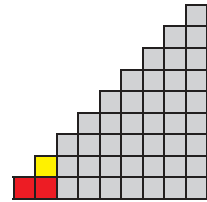
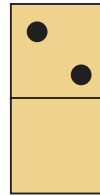

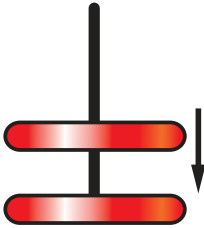




Урок 10



два




1.



2.




3.






4.




5.

	○	△
	?	?
	●	?






Урок 11



плюс

$$1 + 1$$



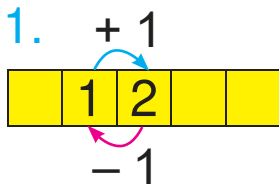
мінус

$$2 - 1$$




роўна

$$1 = 1$$




Адзін плюс адзін роўна двум.
Два мінус адзін роўна аднаму.

2.




$$1 + 1 = 2$$



$$2 - 1 = 1$$

3.



пара одно пара одна пара адзін



4.



$$1 + 1 = ?$$




$$2 - 1 = ?$$



5.



Яна



Алесь



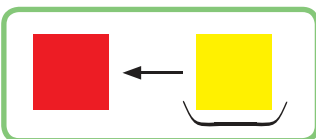
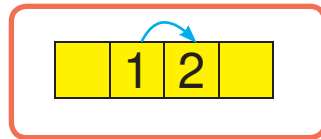
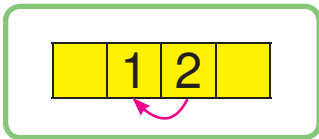
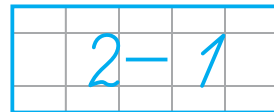
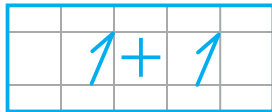
1 рубель



2 рублі

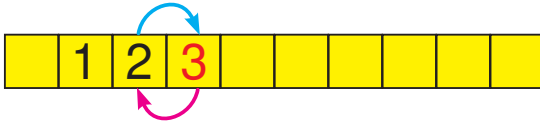


1 рубель

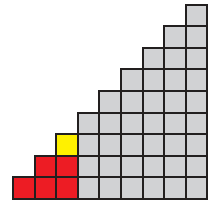


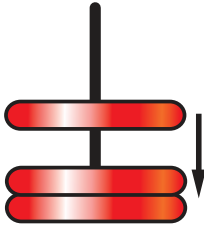




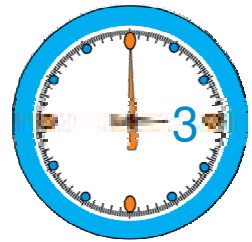
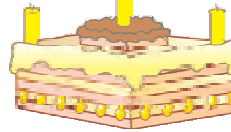
Урок 12



тры



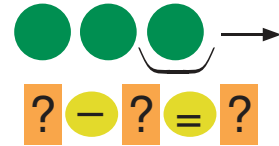
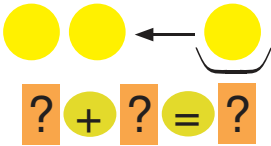

1.



2.



3.

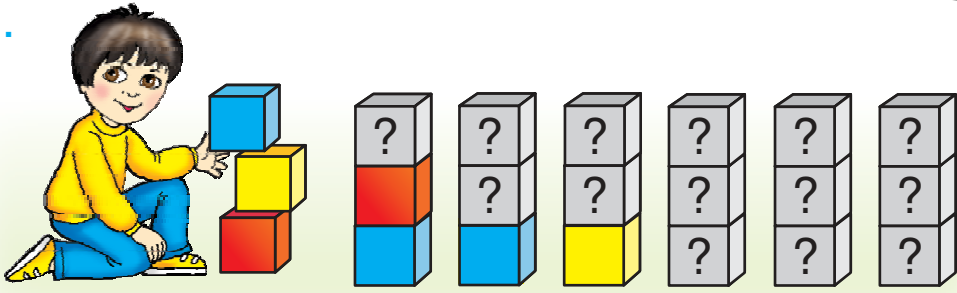


4.







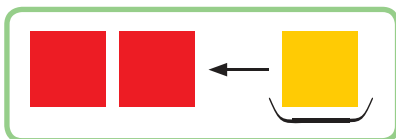



5.



6.



?

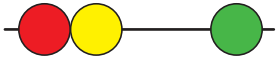




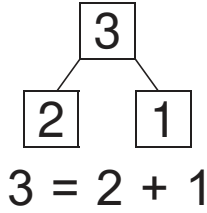
Урок 13



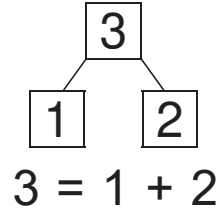
Тры — гэта:



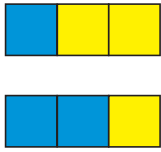
два і адзін



адзін і два




1.

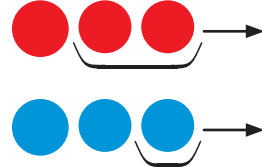
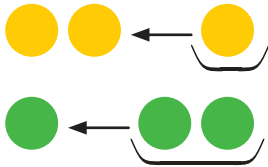


$$3 = ? ? ?$$

$$3 = ? ? ?$$



2.




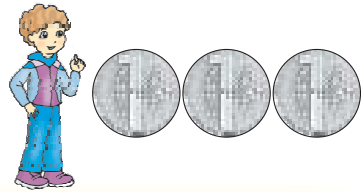

3.



4.



5.



3 рублі

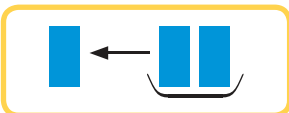
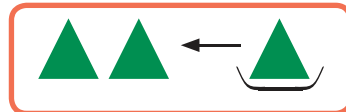

2 рублі

1 рубель



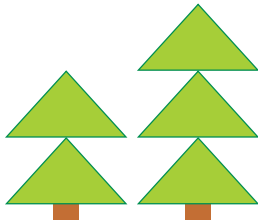
$$1 + 2$$

$$3 - 1$$

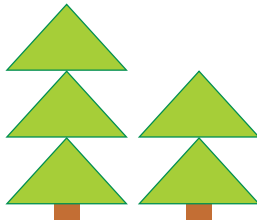




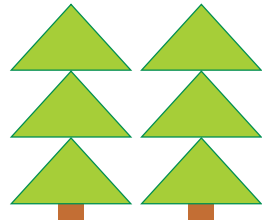
Урок 14



$2 < 3$
менш




$3 > 2$
больш



$3 = 3$
роўна

1.

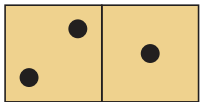


Адзін менш за два.

Тры больш за адзін.

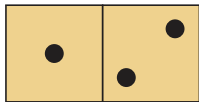
Два роўна двум.

2.



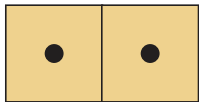
$3 = 2 + 1$

$2 > 1$



$3 = ? ? ?$

$? ? ?$



$2 = ? ? ?$

$? ? ?$

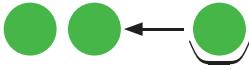

3.

=	>	<
?	<	?
?	?	>

2	1	?
1	?	?
3	?	1



4.



$$? + ? = ?$$



$$? - ? = ?$$

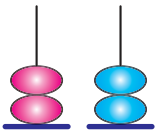

5.



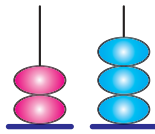
$$1 + 1$$

$$2 + 1$$

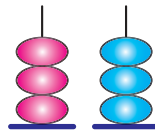
$$1 + 2$$



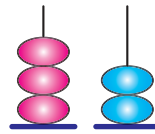
$$? ? ?$$







$$? ? ?$$



$$? ? ?$$



$$? ? ?$$





Уроки 15–17

1.



2.



?



?



?

?



?




3.






4.




5.



6.




7.



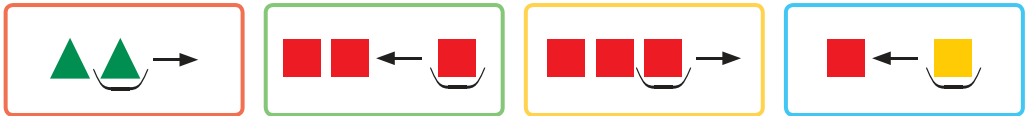


Уроки 15–17

8.



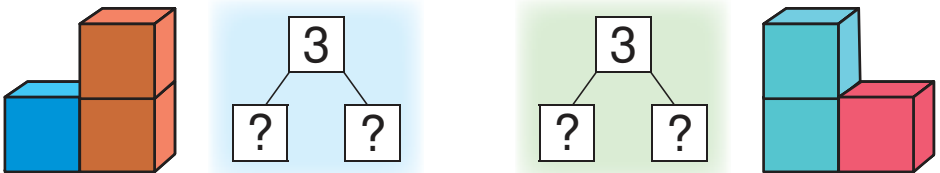
9.



$$? - ? = ?$$

$$? + ? = ?$$

10.



11.



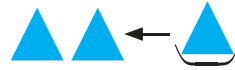

Гэта — Коля і Пеця. Гэта — Вася і Пеця.



12.



$$3 - 2$$



$$1 + 2$$

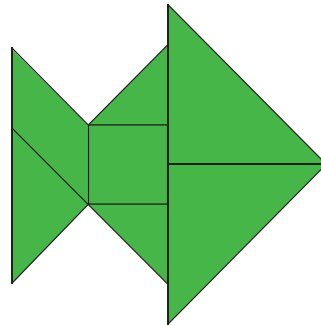



$$2 + 1$$



$$3 - 1$$

13.

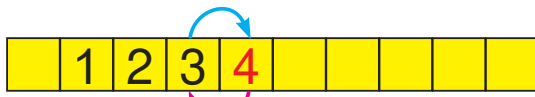


14.

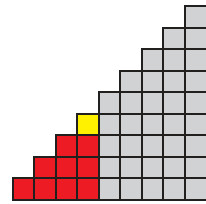


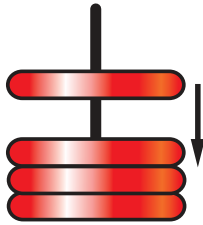




Урок 18



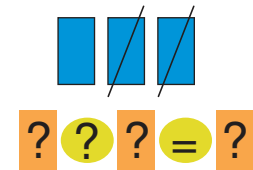


чатыры 




1.




2.




3.



? ? ?



? ? ?



? ? ?

4.



$1 + 1$

$2 + 1$

$3 + 1$

$2 - 1$

$3 - 1$


$4 - 1$



5.



6.



$$3 + 1$$



$$4 - 1$$





Урок 19

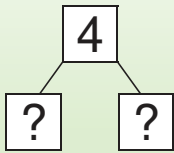
Чатыры — гэта:

 **тры і адзін** $4 = 3 + 1$

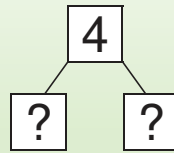
 **два і два** $4 = 2 + 2$

 **адзін і тры** $4 = 1 + 3$

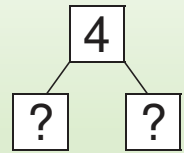
1.



$$4 = \boxed{?} + \boxed{?}$$

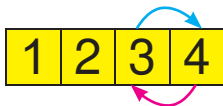


$$4 = \boxed{?} + \boxed{?}$$



$$4 = \boxed{?} + \boxed{?}$$

2.



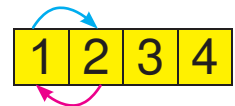
$$3 + \boxed{?}$$

$$4 - \boxed{?}$$



$$\boxed{?} + 1$$

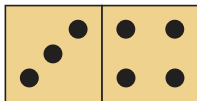
$$\boxed{?} - 1$$



$$1 + \boxed{?}$$

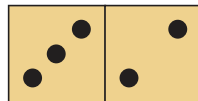
$$\boxed{?} - 1$$

3.



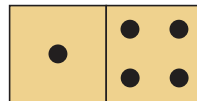
$$3 \text{ ? } 4$$

$$4 \text{ ? } 3$$




$$3 \text{ ? } 2$$

$$2 \text{ ? } 3$$



$$1 \text{ ? } 4$$

$$4 \text{ ? } 1$$



$$4 \text{ ? } 2$$

$$2 \text{ ? } 4$$




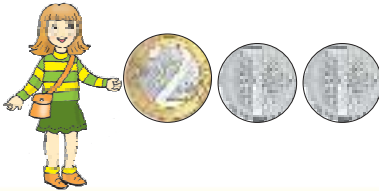
4.



5. Колькі? На колькі больш?

	Сінія	Не сінія
Вялікія		
Не вялікія		

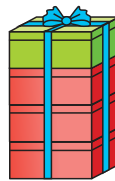

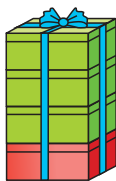
6.



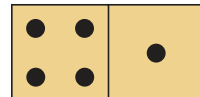


2 рублі

4 рублі

3 рублі



$$4 = ? ? ?$$

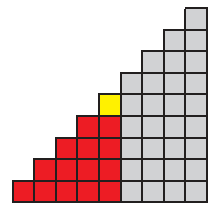


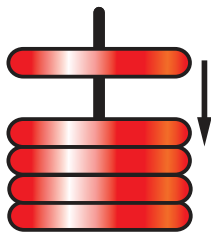




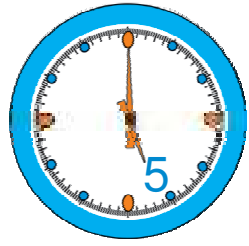
Урок 20




пять



1.



2.

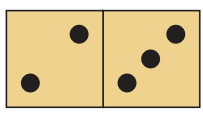


$$4 + 1 = ?$$

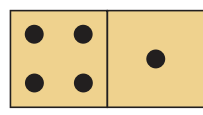


$$5 - 1 = ?$$

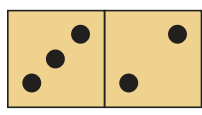
3.



$$? ? ?$$




$$? ? ?$$



$$? ? ?$$

4.







5.



6. Што спачатку? Што потым?



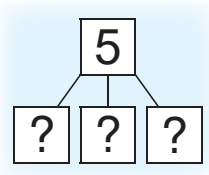
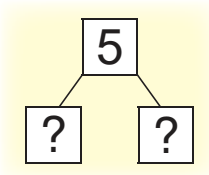
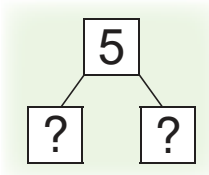


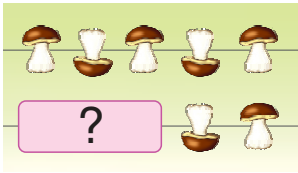


Урок 21


Пяць — гэта:

		чатыры і адзін
		тры і два
		два і тры
		адзін і чатыры


1.



2. \cong



? ? ?



? ? ?

3.

1	2	3	4	5
---	---	---	---	---

$3 + 1$

$4 + 1$

$2 + 1$

$4 - 1$

$5 - 1$

$3 - 1$



4.



5.



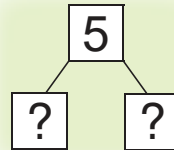

1 рубель

5 рублѐй

3 рублі

2 рублі


?






Урок 22

$3 + 2 = ?$



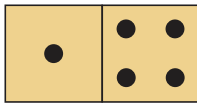
Да трох
дадаць два,
атрымаецца пяць.

$5 - 2 = ?$

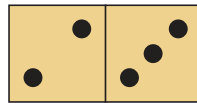


Ад пяці
адняць два,
атрымаецца тры.

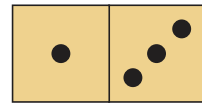
1.



$1 + 4$
 $5 - 1$
 $5 - 4$



$2 + 3$
 $5 - 3$
 $5 - 2$



$1 + 3$
 $4 - 3$
 $4 - 1$

2.



$5 - 1$
 $4 + 1$

$3 - 1$
 $2 + 1$

$4 - 1$
 $1 + 1$

$2 - 1$
 $3 + 1$

3. Якія лікі схаваны за ★ ?

$5 = \star + 1$

$5 = 2 + \star$

$5 = \star + 3$

$4 = \star + 2$

$4 = 3 + \star$

$4 = \star + 1$



4.







$$1 + 3$$

$$2 + 2$$

$$4 + 1$$



5. Колькі? На колькі менш?

?




$$3 + 2$$

$$4 + 1$$

$$5 - 2$$

$$5 - 1$$





Урок 23



$3 + 1 = 4$

+ 1



Павялічыць
на адзін.



$4 - 1 = 3$

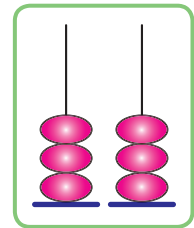
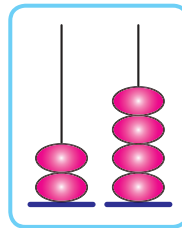
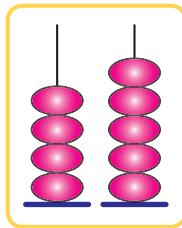
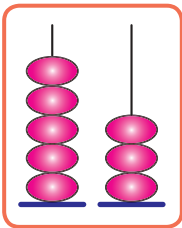
- 1



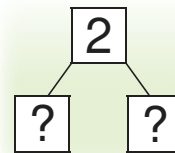
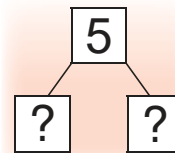
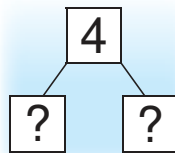
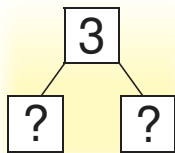
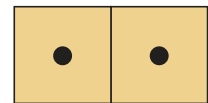
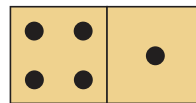
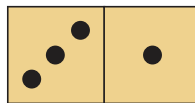
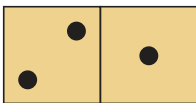
Паменшыць
на адзін.

1. $1 + 1$ $2 + 1$ $3 + 1$ $4 + 1$
 $2 - 1$ $3 - 1$ $4 - 1$ $5 - 1$

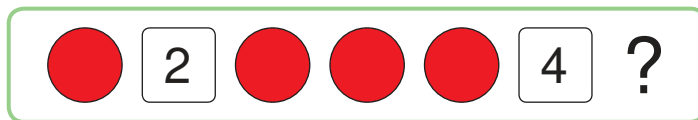
2. \leq



3.




4.






5.







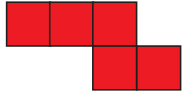

? ? ? ? ?



? ? ? ? ?

6. Дапамажы Алесю і Яне саставіць іншыя фігуры.



Узялі	 	 
Саставілі		

? Павяліч на 1 лікі: 4, 2.

Паменшы на 1 лікі: 5, 3.



Якія лікі схаваны за  ?

$$3 + \text{flower} = 4$$

$$\text{flower} + 1 = 5$$

$$3 - \text{flower} = 2$$

$$\text{flower} - 1 = 1$$



Урок 24

1 2 3 4 5

У парадку павелічэння.

5 4 3 2 1

У парадку памяншэння.

1.

2	3	4
3	2	1

5	4	3
3	1	2

1	5	4
3	4	5

2.



1	2	3	4	5
---	---	---	---	---

4	?	5
5	?	4

1	?	2
2	?	1

3	?	3
4	?	3

2	?	3
3	?	2

3.

?	
?	?

★★★★★★

?	
?	?

★★★★★★

?	
?	?

★★★★★

4. Разгадай слова.

•
К

•
А

•
Г

•
Н

•
І



5.



Колькі  ?

Колькі  ?

6. У Вані   . У Славы  .



7.

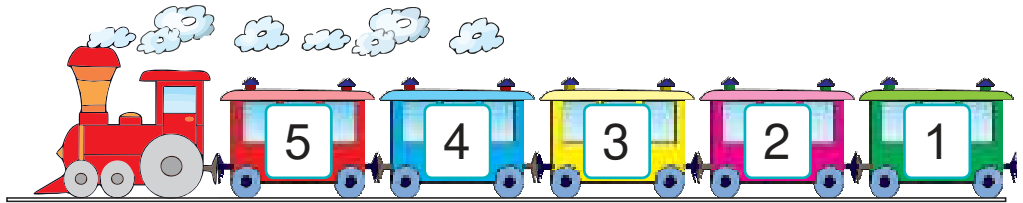
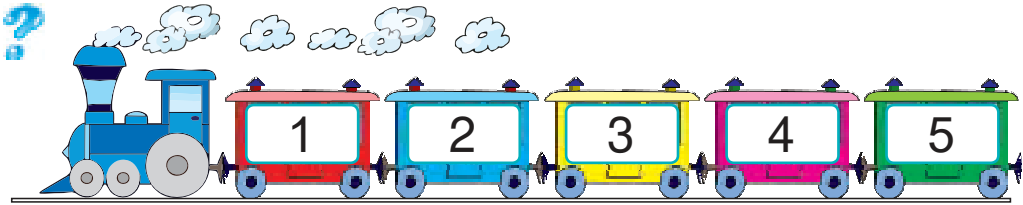


$$2 + 3$$

$$3 + 1$$

$$3 + 2$$

$$2 + 2$$





Урок 25

1. 4 паменшылі на 1.



4 павялічылі на 1.




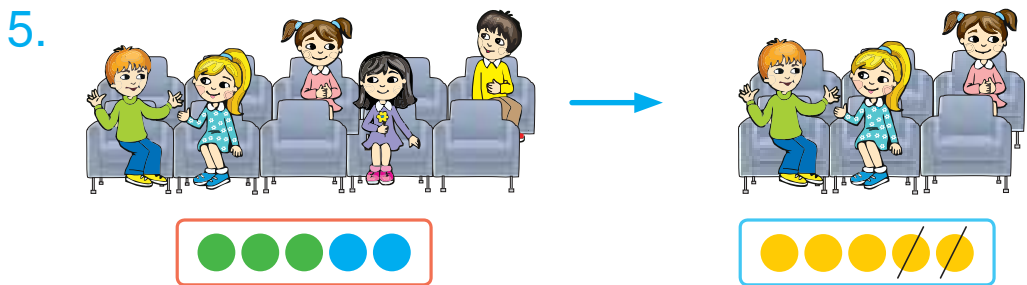
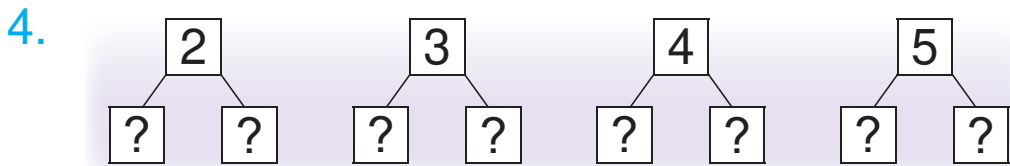
2. Колькі п'ялёсткаў? Назаві лікі ў парадку павелічэння.



3.

1	2	3	4	5
---	---	---	---	---

 $2 + 1$ $1 + 1$ $3 + 1$
 $5 - 1$ $3 - 1$ $2 - 1$





6. Было . Приехала .

$2 + 1$

$2 + 2$



$4 - 1$

$4 - 2$

7. Знайдзі п'яць адрозненняў.



8.



$5 ? 1$

$3 ? 5$

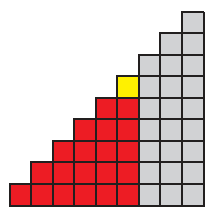
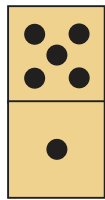

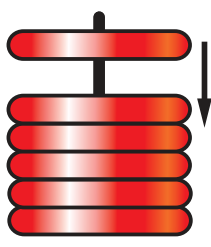
$4 ? 2$



Урок 26



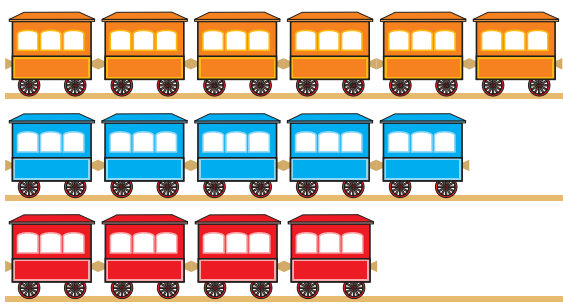
шэсць



1.



2.



6 ? 4

4 ? 6

4 ? 5

? ? ?

5 ? 6

? ? ?

3.



4 + 1

5 + 1

2 + 1

3 - 1

5 - 1

6 - 1



4.





$2 + 3$	$5 - 2$
$4 - 2$	$3 + 1$
$4 - 3$	$2 + 2$








5.



Было 6 
 Узялі 1 



6.

		
		?
	?	?

?

$6 = 6$

$6 > 5$




$5 + 1$

$6 - 1$



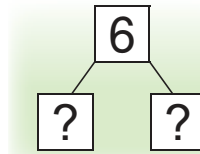
Урок 27

Шэсць — гэта:



пяць і адзін
чатыры і два
тры і тры
два і чатыры
адзін і пяць

1.



$$6 = ? + ?$$

2.



$$5 + 1 = 6$$

$$6 > 5$$



$$? + ? = ?$$

$$? ? ?$$



$$? + ? = ?$$

$$? ? ?$$

3.



$$5 + 1$$



$$4 + 2$$

$$6 - 2$$

$$6 - 1$$





4. У Лены 4 .
Яна падарыла Каці 2 .




5.



3 рублі



4 рублі



2 рублі



1 рубель



$$6 = ? + ?$$



?



?



?



?



Урок 28

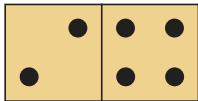
$4 + 2 = ?$



$6 - 2 = ?$

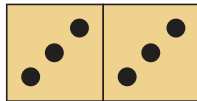


1.



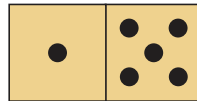
$2 + 4$

$4 - 2$



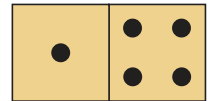
$3 + 3$

$6 - 3$



$1 + 5$


$6 - 5$



$1 + 4$

$5 - 4$


2.



$3 + 2 = 5$

$3 < 5$

$2 < 5$



$? + ? = ?$

$? < ?$

$? < ?$



$? + ? = ?$

$? < ?$

$? < ?$

3.



$3 + 3$

$5 - 1$

$6 - 1$

$5 + 1$

$4 + 2$

$6 - 2$






4.

Было  .

Знайшли яшчэ  .

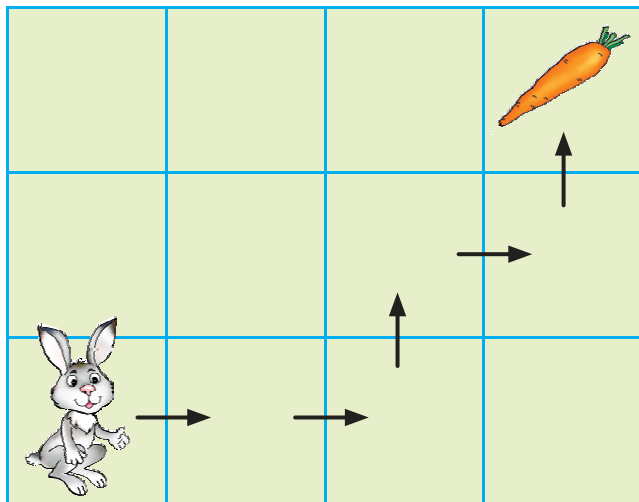


Было 6  .

Упала 3  .


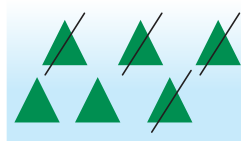
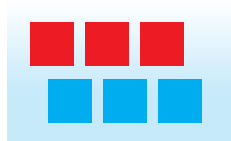
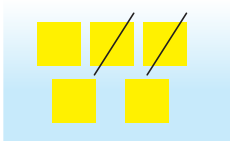


5.



$3 + 3$

$6 - 4$



Павяліч на 1 лікі.

2

5

3

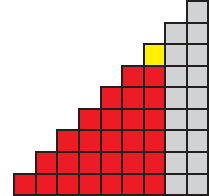


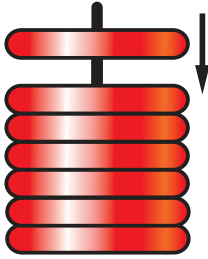
4



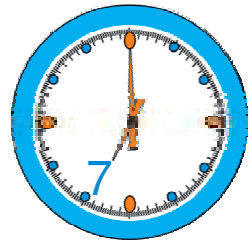
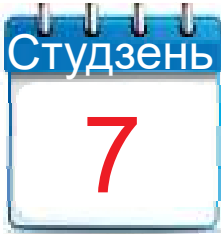
Урок 29



сем



1.



2.



$$6 + 1 = ?$$

$$7 - 1 = ?$$

3.



$$5 + 1 = ?$$

$$6 + 1 = ?$$

$$4 + 1 = ?$$


$$? - 1 = 5$$

$$? - 1 = 6$$

$$5 - ? = 4$$




4.




5.


Было 5 .
Паплылі 2 .



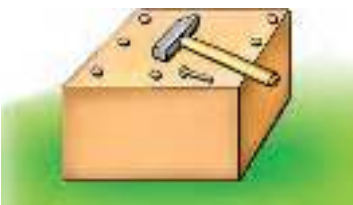
Было 3  і 2 .




6.



$7 - 1$



$6 + 1$



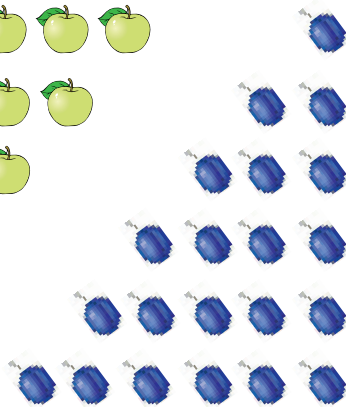

Паменшы на 1 лікі.

- 5
- 3
- 6
- 4



Урок 30

Сем — гэта:



шэсць і адзін

пяць і два

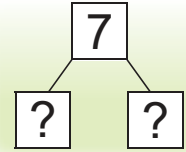

чатыры і тры

тры і чатыры

два і пяць

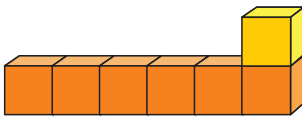
адзін і шэсць

1.



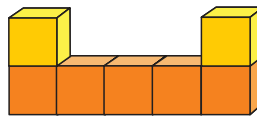
$$7 = \square + \square$$

2.



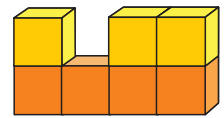
$$6 + 1 = 7$$

$$6 < 7$$



$$\square + \square = \square$$

$$\square \square \square$$



$$\square + \square = \square$$

$$\square \square \square$$

3.

$$7 - 3$$

$$6 - 3$$



$$4 + 3$$



$$5 + 2$$





4.

Было 2  і 5  .


 

Было 7  .

З'єлі 4  .



5.



7 рублёў



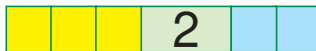


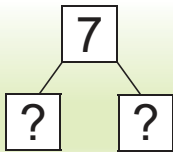
4 рублі



3 рублі



1 рубель





Урок 31


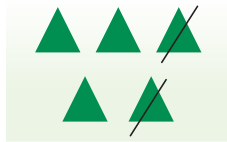

$4 + 3 = ?$



$7 - 2 = ?$

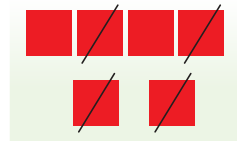

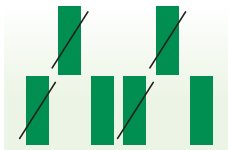


1.



$? + ? = ?$

$? - ? = ?$



2.

1	2	3	4	5	6	7
---	---	---	---	---	---	---

$6 + 1$

$5 + 1$

$3 + 1$

$4 + 1$

$7 - 1$

$6 - 1$

$4 - 1$

$5 - 1$

3.

У Мішы было 3  .

Яму падарылі 2  .


























У Мішы было 6  .

Ён падарыў Косцю 1  .





4. Колькі? На колькі больш?

5.




$6 + 1$

$5 + 2$

$7 - 2$

$7 - 1$

$7 - 5$





Урок 32

1.



$7 - 1$

$5 - 1$

$6 - 1$

$4 - 1$

$6 + 1$

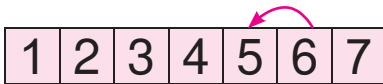
$4 + 1$

$5 + 1$


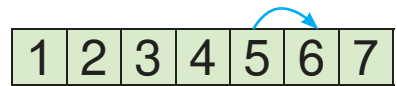
$3 + 1$

2.

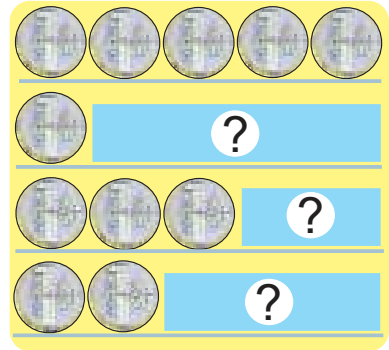

Лік 7
паменшылі на 1.



Лік 6
павялічылі на 1.



3.



4.



5.

$5 + 2$

$7 - 2$





6.

Было 5  і 2 .



$?\ +\ ?\ =\ ?$

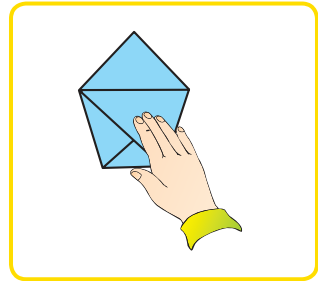
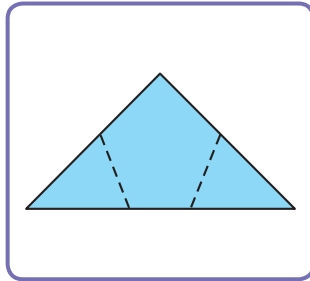
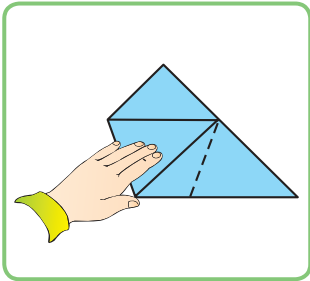

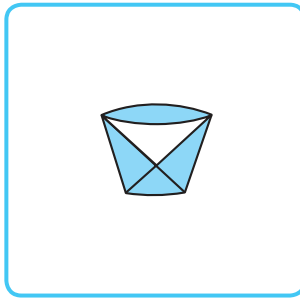
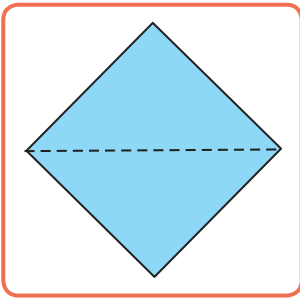
Было 7 .

З'єлі 2 .



$?\ -\ ?\ =\ ?$

7. Што спачатку? Што потым?



1	2	3	4	5	6	7
---	---	---	---	---	---	---

5 \geq 7

6 \geq 4

2 \geq 5

7 \geq 3

1 \geq 6

7 \geq 7



Урок 33

Малюнак

Тэкс

Схема





Было 3 чырвоныя рыбки і 2 залатыя рыбки.
Колькі ўсяго рыбак?



Умова	Было 3 чырвоныя рыбки і 2 залатыя рыбки.
Пытанне	Колькі ўсяго рыбак?
Рашэнне	$3 + 2$
Адказ	5 рыбак.

1.



У кошыку было 4 .
Паклалі яшчэ 1 .

Колькі грыбоў стала?

2. Выберы схему.

У кошкі 2  і 4 .

Колькі ўсяго кацянят у кошкі?



3.



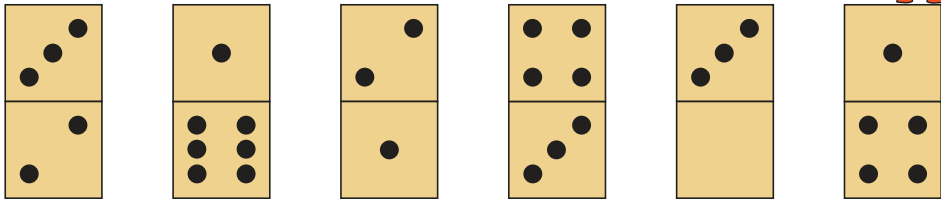
? ? ? = ?



? ? ? = ?



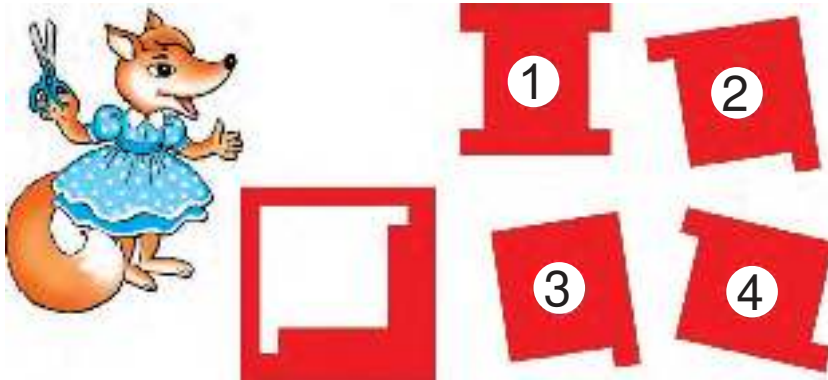
4.



$$? + ? = ?$$

$$? - ? = ?$$

5.



? Прачытай умову. Прачытай пытанне.

Было 4  і 3 .

Колькі ўсяго дзяцей было?



Выберы схему. Рашы задачу.

У Лены .

Лена ўзяла яшчэ .

Колькі сшыткаў стала ў Лены?





Урок 34

Было 5 птушак. Паляцелі 2 птушкі.



Колькі птушак засталася?



$$? - ? = ?$$

1.

Было 4 . Паехала 1 .

Колькі  засталася?



2. Складзі задачы. Выберы схему.



3. \geq



7	>	3
?	?	?
?	?	?
?	?	?



4. $5 = 3 + ?$

$5 = ? + 4$




$4 = 2 + ?$

$4 = ? + 1$



$6 = 3 + ?$


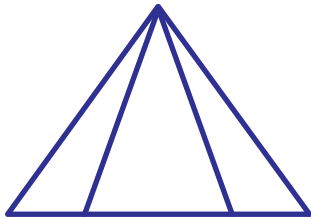
$6 = ? + 4$



5.

	?	?

6. Кількі ?



? Складзі питання.

У каробцы было 6 .

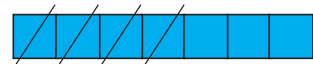
Павесілі на ёлку 2 .



Выберы схему. Рашы задачу.

Было 7 . Узялі 3 .

Колькі засталася?





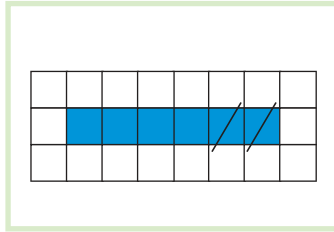
Урок 35

1. Было 6 шароў. Паляцела 2 шары. Колькі шароў засталася?

Малюнак



Схема



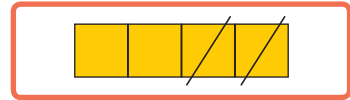
Рашэнне

$$? ? ? = ?$$

2. Выберы схему. Рашы задачу.

Паляцелі 4  і 2 .


Колькі ўсяго матылькоў паляцела?



3. Было 4 . Купілі яшчэ 3 .

Колькі ўсяго мячоў стала?


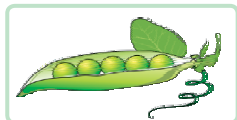
4. Што змянілася?



$$5 - 2 = 3$$



$$? ? ? = ?$$



$$? ? ? = ?$$



5.



1	?	?	?	5	?	?
7	?	?	4	?	?	?

6.

$3 + 4 = ?$

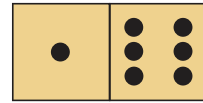


$7 - 5 = ?$

$1 + 6 = ?$

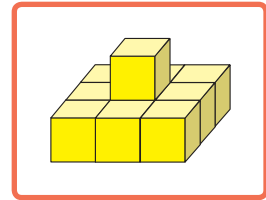

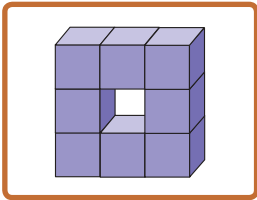
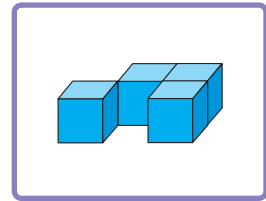
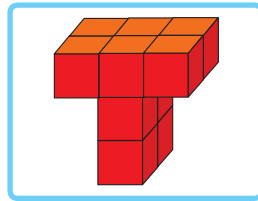
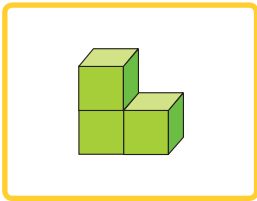
$7 - ? = 3$

$5 + ? = 7$

$? - 1 = 6$



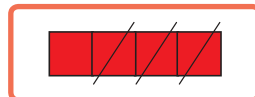
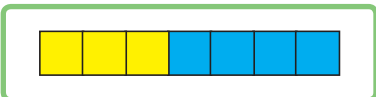
7.



Выбери схему. Рашы задачу.

Размалявалі 3  і 4 .

Колькі ўсяго сцяжкоў размалявалі?





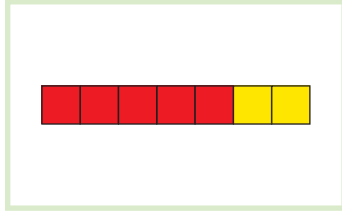
Урок 36

1. Мама вышила 5  і 2 . Кількі усяго цюльпанаў на вышыўцы?

Малюнак






Схема

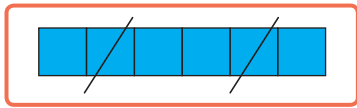


Рашэнне

? ? ? = ?

2. На кусце было 5 . Зрэзалі 2 . Кількі  засталася?

3. Складзі задачу.



7	1	?	3
	?	5	?

6	?	2	3
	5	?	?

5. \geq



$4 + 1$? 5

$3 + 1$? 3

$7 - 1$? 7

$6 - 1$? 5

$3 - 1$? 3

$6 + 1$? 6



6. Колькі?



?

? ? ? = ?



?

? ? ? = ?



?

? ? ? = ?

7. Дапамажы Алесю і Яне саставіць іншыя фігуры.



Узялі		
Саставілі		

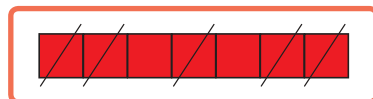


Выберы схему. Рашы задачу.

Вы́разалі 7 .

Прыляпілі на акно 5 .

Колькі засталася?

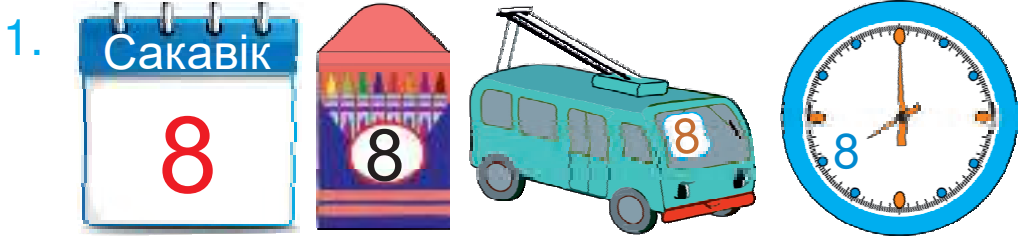
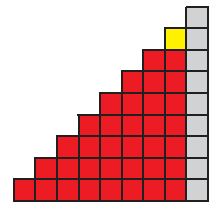


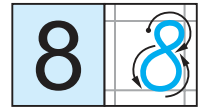





Урок 37



восемь



2. Каго не хапае?



3. \geq



6 ? 8 - 1

6 + 1 ? 7

7 + 1 ? 8

8 ? 7 - 1

6 - 1 ? 4

3 + 1 ? 3

4.



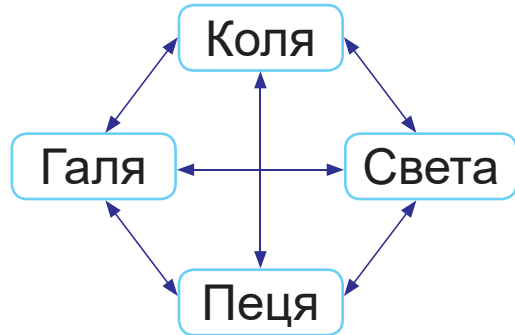


5. Дапоўні тэкст па малюнку. Рашы задачу.
 Было ? шароў.
 Маша павесіла яшчэ ? шар.
 Колькі шароў стала?




6. Было 8  . Паляцелі 2  .
 Колькі  засталася?

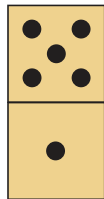
7. Колькі пар?




- ? Колькі?




1



2



3



4



$$5 + 1$$

$$6 + 1$$

$$6 - 1$$

$$7 - 1$$



Урок 38


Восем — гэта:

		сем і адзін
		шэсць і два
		пяць і тры
		чатыры і чатыры
		тры і пяць
		два і шэсць
		адзін і сем

1.



$$8 = ? + ?$$



2.



$$7 + ? = 8$$

$$? + 1 = 7$$

$$5 + ? = 6$$

$$8 - ? = 7$$

$$? - 1 = 6$$

$$? - 1 = 5$$

3.

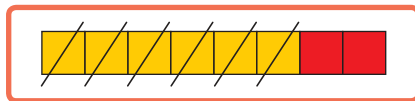
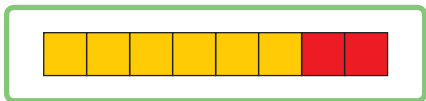




4. Выбери схему. Рашы задачу.

Для супу ўзялі і .

Колькі агародніны ўзялі?



5. Было:



Купілі:



1 рубель



1 рубель



1 рубель



2 рублі



Алесь кажа:

Засталося
3 рублі.



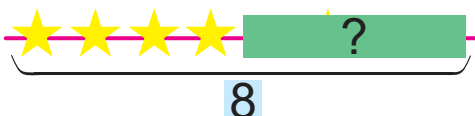
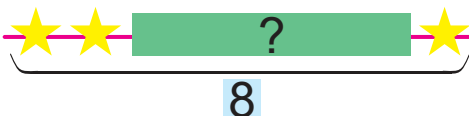
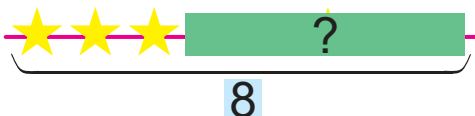
Яна кажа:

Засталося
2 манеты.

Чья праўда?




$$8 = ? + ?$$






Урок 39

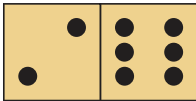
$5 + 3 = ?$




$8 - 3 = ?$



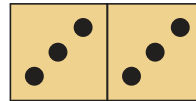
1.




$2 + 6$
 $8 - 2$



$4 + 3$
 $7 - 4$



$3 + 3$
 $6 - 3$



$3 + 2$
 $5 - 3$

2.



$5 + 2 = ?$
 $2 < ?$
 $5 < ?$



$? + ? = ?$
 $? ? ?$
 $? ? ?$



$? + ? = ?$
 $? ? ?$
 $? ? ?$




3.






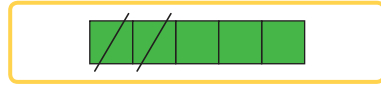
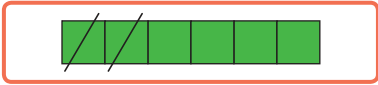
- $6 + 2$
- $8 - 3$
- $5 + 2$
- $8 - 2$




4. Выбери схемы. Раши задачи.

Было 4  .
 Купілі яшчэ 2  .
 Колькі  стала?

Было 6  .
 Аддалі 2  .
 Колькі  засталася?


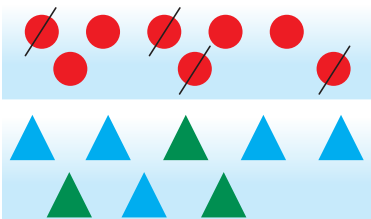


5.



$$4 + 4 = ?$$

$$8 - 4 = ?$$





Урок 40

1. Паменшы на 1.

6	5	3	2	4	7	8
---	---	---	---	---	---	---

2. \geq

1	2	3	4	5	6	7	8
---	---	---	---	---	---	---	---

7 ? 8

1 ? 8

7 + 1 ? 8

5 ? 4

8 ? 1

6 - 1 ? 6

3.

Дапоўні да 8						
1	7	2	6	3	5	4

Дапоўні да 7					
6	1	5	2	4	3

4. Выберы схему да кожнай задачы.
Рашы задачы.

- Было 5 🍊. З'елі 2 🍊. Колькі 🍊 засталася?
- З'елі 3 🍇 і 2 🍊. Колькі ўсяго садавіны з'елі?

--


--

--

--





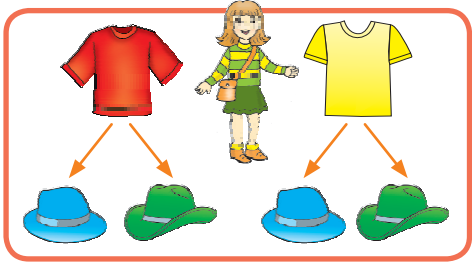
5. Складзі і рашы задачы.



6. У  ёсць , ,  і .



Якія пары майка — капялюш ёсць у ? Яна і Алесь хочуць пра гэта даведацца.



A sequence of five horizontal bars made of puzzle pieces:

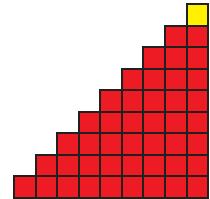


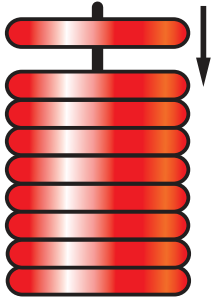
- Bar 1: 8 pieces in a row, alternating red and yellow.
- Bar 2: 2 red and yellow pieces on the left, followed by a blue bar with the number '6' in the center.
- Bar 3: 4 red and yellow pieces on the left, followed by a blue bar with a question mark '?' in the center.
- Bar 4: A blue bar with a question mark '?' in the center, followed by a yellow piece on the right.
- Bar 5: A blue bar with a question mark '?' in the center, followed by a yellow piece, a red piece, and a yellow piece on the right.



Урок 41

1 2 3 4 5 6 7 8 9 дзевяць

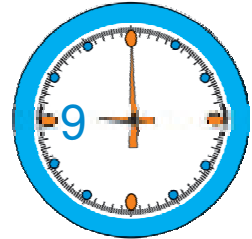
9



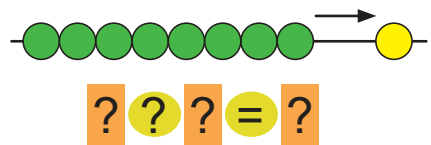
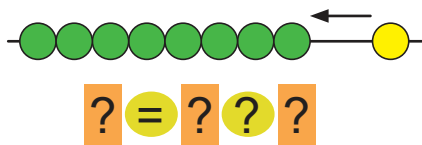
1.



Урок 9



2.



3.



$9 - 1$
 $5 + 1$

$8 - 1$
 $6 + 1$




$7 - 1$
 $7 + 1$



$6 - 1$
 $8 + 1$



4.





5. Тата злавіў 4 , а Віця — 3 .
Колькі ўсяго  злавілі тата і Віця?
Параўнай кароткія запісы.

Тата — 4 .
Віця — 3 .
Усяго — ?

Тата — 4  }
Віця — 3  } ?

6. Знайдзі шэсць адрозненняў.



Лікі адбіліся ў люстэрку.
Запішы іх у парадку памяншэння
і ў парадку павелічэння.





Урок 42

Дзевяць — гэта:

		восем і адзін
		сем і два
		шэсць і тры
		пяць і чатыры
		чатыры і пяць
		тры і шэсць
		два і сем
		адзін і восем

1.

2.


$4 + 5$	$2 + 4$	$3 + 4$	$5 + 3$
$9 - 5$	$6 - 4$	$7 - 3$	$8 - 5$
$9 - 4$	$6 - 2$	$7 - 4$	$8 - 3$


3. Колькі? На колькі больш?

	6	6	6	6	6					
	8	8	8	8	8	8	8	8	8	
	7	7	7	7	7	7	7	7	7	7
	9	9	9	9	9	9	9	9		




4. Складзі і рашы задачы.

Было — 6 

Прывезлі — 2 


Стала — ?

Было — 8 

Прадалі — 2 

Засталося — ?

5.



5 рублёў



2 рублі



4 рублі



$$9 = 3 + ?$$

$$9 = 2 + ?$$

$$9 = 4 + ?$$



$$9 ? 2$$

$$7 ? 9$$

$$2 ? 7$$



Урок 43

$5 + 4 = ?$

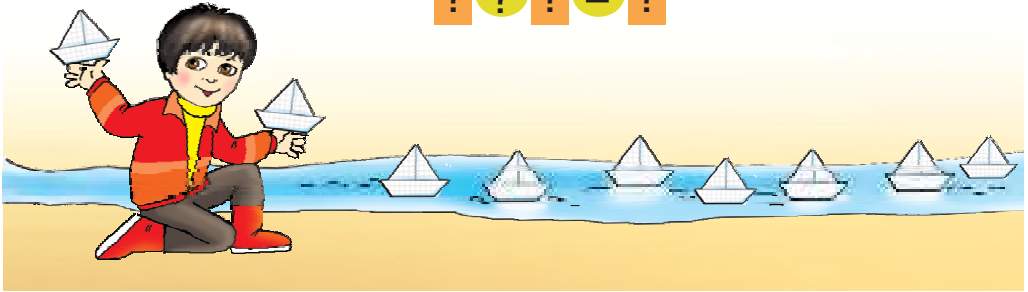


$9 - 4 = ?$



1.

$?? ? = ?$



2. Пабудуй схемы.

$6 + 3$

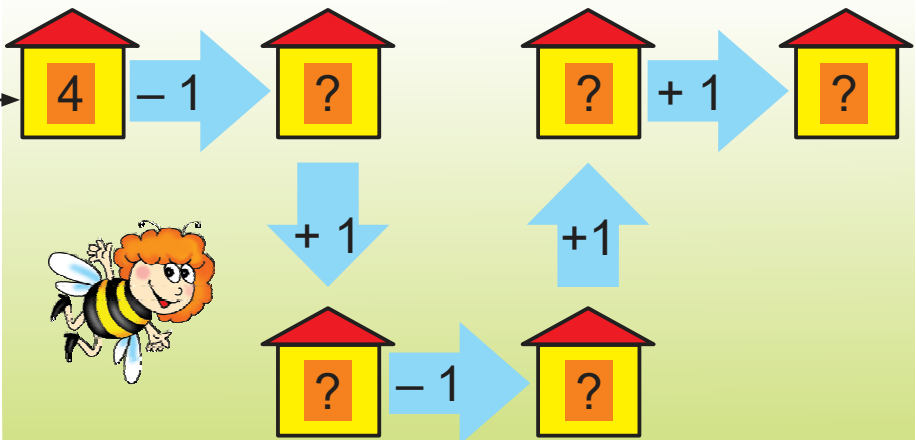
$9 - 3$

$2 + 6$

$8 - 6$

3.

- 4
- 6
- 8





4.



$2 + ? = 9$

$5 + ? = 9$

$6 + ? = 9$

$9 - 2 = ?$

$9 - 5 = ?$

$9 - 6 = ?$

$9 - ? = 2$

$9 - ? = 5$

$9 - ? = 6$

5. Дапоўні тэкст. Рашы задачу.

У вожыка было ?

Ён знайшоў яшчэ ?

Колькі стала?

Было — 6

Знайшоў — 3

Стала — ?

6. Вавёрка знайшла 6 . Яна з'ела 2 .

Колькі засталася ў вавёркі?



$1 + 8 = ?$

$9 - 8 = ?$



$4 + ? = ?$

$2 + ? = ?$


$? - 5 = ?$

$? - 7 = ?$




Урок 44


1. Назаві лічбы.



2. Колькі клетак не хапае да 9 у кожнай фігуры?



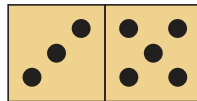
3.



$$5 + 1 = 6$$

$$5 < 6$$

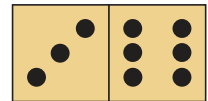
$$6 > 1$$



$$? + ? = ?$$

$$? ? ?$$

$$? ? ?$$





$$? + ? = ?$$

$$? ? ?$$

$$? ? ?$$

4. Дапоўні тэкст задачы па малюнку.
Рашы задачу.





Было ? . Паляцелі ? .

Колькі  засталася?





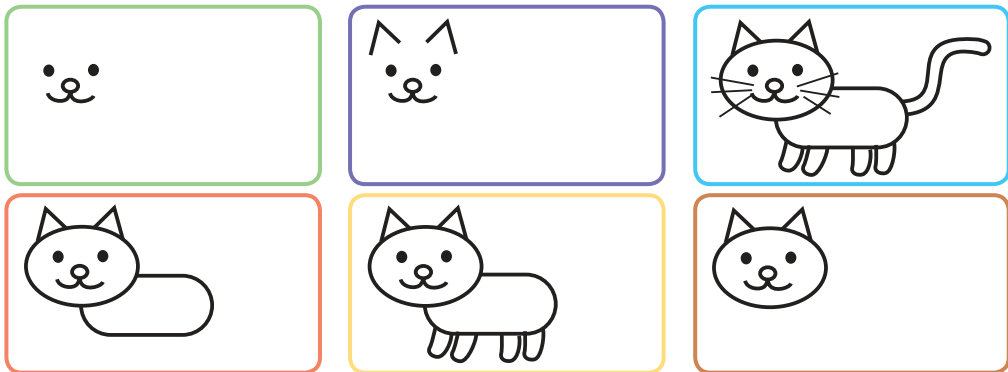
5. Рашы задачы.

- Было 6 . Пабудаваўлі яшчэ 2 .
Колькі дамоў стала?
- На вуліцы было 4  і 5 . Колькі ўсяго дамоў было?


6. Галя справа ад Каці. Галя злева ад Машы.
Як каго завуць?



7. Што спачатку? Што потым?

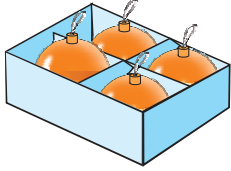



Было 6 . Вынеслі 4 .

Колькі  засталася?



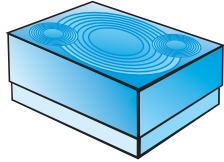
Урок 45



У Каці 4  .

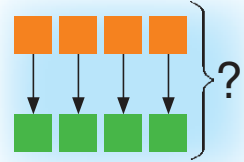
У Мішы столькі ж  .

Колькі ўсяго  ?



$$4 + 4 = 8 \text{ (ш.)}$$

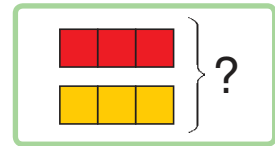

Адказ: 8 шароў.



1. Было 3  .

Купілі столькі ж  .

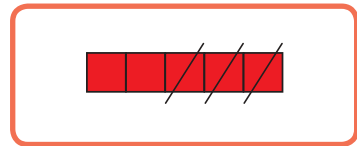
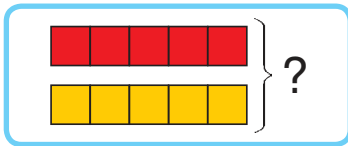
Колькі  стала?



2. Выберы схему для рашэння задачы.
Рашы задачу.

Было 5  і столькі ж  .

Паляцелі 3  . Колькі  засталася?



3. Якія знакі дзеянняў схаваны за * ?

$$3 * 1 = 2$$

$$5 * 1 = 6$$

$$7 * 1 = 8$$

$$6 * 1 = 7$$

$$9 * 1 = 8$$

$$4 * 1 = 5$$



4. Назаві лікі ў парадку павелічэння.
Разгадай слова.

4	3	1	8	2	6	9
в	е	д	ц	з	я	ь

5.

Дапоўні да 9						
2	5	3	1	7	4	6

Дапоўні да 8						
2	5	3	1	7	4	6

6.

?	?	?	



Складзі задачу са словамі «столькі ж».



1	2	3	4	5	6	7	8	9
---	---	---	---	---	---	---	---	---

$5 + 1 \text{ ? } 7$

$7 - 1 \text{ ? } 8 + 1$

$9 - 1 \text{ ? } 8$

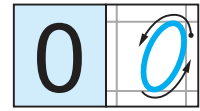
$6 + 1 \text{ ? } 6 - 1$



Урок 46




нуль



Было



Стала



1.



3



$$3 - 1 = 2$$
$$2 < 3$$



$$2 - 1 = 1$$
$$1 < 2$$



$$1 - 1 = 0$$
$$0 < 1$$

2.



$$? - ? = ?$$



$$? - ? = ?$$

3.

$$5 - 5$$
$$9 - 9$$





$$1 - 1$$
$$8 - 8$$

$$7 + 1$$
$$4 - 1$$

$$9 - 1$$
$$2 + 1$$



4. Параўнай і рашы задачы.


- Было 4 . З'елі ўсе .
Колькі цукерак засталася?
- Было 4  і столькі ж .
Колькі ўсяго цукерак было?

5. Дапоўні тэкст задачы па малюнку.
Рашы задачу.

У Пеці ? сцяжкоў.
У Вовы ? сцяжкоў.
Колькі ўсяго сцяжкоў?



6. Знайдзі пары.



? Назаві лікі ў парадку павелічэння і ў парадку памяншэння.

2	7	4	0	8	5	9	1	3	6
---	---	---	---	---	---	---	---	---	---



$$6 - 1$$


$$7 - 1$$

$$1 + 1$$

$$4 + 1$$



Урок 47



$$3 + 0 = 3$$

$$3 - 0 = 3$$

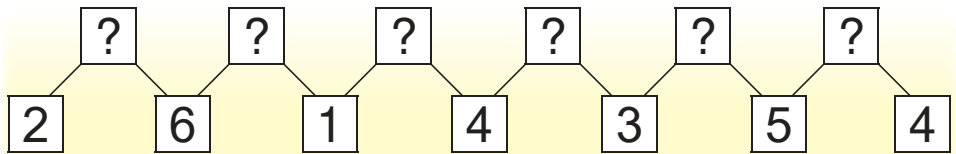
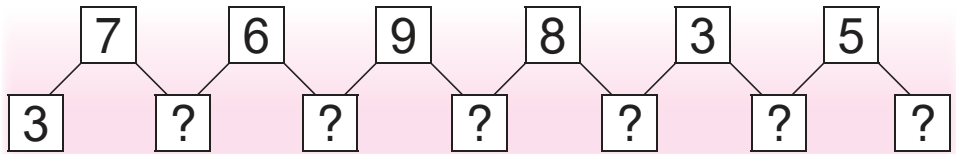


$$0 + 2 = 2$$

$$2 - 0 = 2$$

1. $8 + 0$ $0 + 5$ $6 + 1$ $9 - 1$
 $8 - 0$ $5 - 0$ $7 + 1$ $8 - 1$
 $8 - 8$ $5 - 5$ $8 + 1$ $7 - 1$

2.






3. Параўнай і рашы задачы.

- Пеця сарваў 4 . Ён аддаў усе Ані. Колькі засталася ў Пеці?
- Пеця сарваў 4 . Аня сарвала столькі ж . Колькі ўсяго сарвалі?

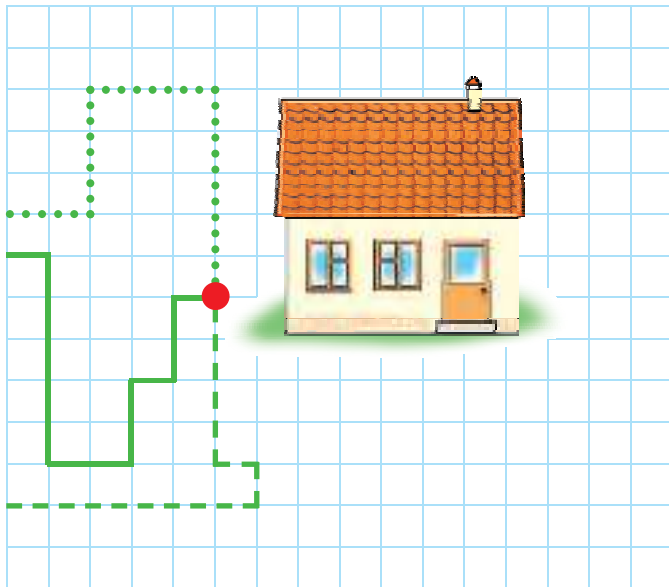


4. Складзі і рашы задачы.

Было — 6 
 Паляцела — 3 
 Засталося — ?

Было — 6 
 Прыляцела — 3 
 Стала — ?

5. Чый шлях самы кароткі?



$$6 - 6 = ?$$

$$7 + 0 = ?$$

$$0 + 0 = ?$$



$$8 + ? = 8$$

$$6 - ? = 6$$

$$5 - ? = 0$$

$$? + 0 = 9$$



Уроки 48–50

1. Колькі?



2. Павяліч на 1. Паменшы на 1.



3. \geq



$8 + 1 \text{ ? } 4$

$9 \text{ ? } 4 + 1$

$4 + 1 \text{ ? } 6 - 1$

$7 - 1 \text{ ? } 9$

$5 \text{ ? } 4 + 1$

$9 - 1 \text{ ? } 7 + 1$

4. Пабудуй схемы.

$5 + 3$

$6 - 3$

$4 + 4$

$9 - 5$

$5 + 2$

$6 - 2$

$3 + 4$

$8 - 5$

$5 + 1$

$6 - 1$

$2 + 4$

$7 - 5$

5. Якія знакі дзеянняў схаваны за * ?

$3 * 1 = 4$

$9 * 1 = 8$

$0 * 1 = 1$

$6 * 6 = 0$

$7 * 1 = 8$

$4 * 0 = 4$



6.



$$?? ? = ?$$



$$?? ? = ?$$

7. У Вані 3 🍇. У Славы стільки ж 🍇.
Кількі ўсяго 🍇 у дзяцей?

8. У якой задачы адказ будзе меншы?

• Было 9 🚗. Паехала 4 🚗.
Кількі 🚗 засталося?

• Было 9 🚗. Паехала 5 🚗.
Кількі 🚗 засталося?

9. Выберы схему. Рашы задачу.

Паплыло 7 🚤 і 2 🚤.

Кількі 🚤 і 🚤 паплыло?





Правер сябе

1. У парадку павелічэння запісаны лікі:

- А 6, 5, 4
- Б 3, 4, 5
- В 6, 6, 7
- Г 9, 8, 8

2. Лік 5 меншы за лік:

- А 5
- Б 0
- В 4
- Г 6

3. Лік 7 — гэта:

- А 2 і 3
- Б 3 і 3
- В 4 і 1
- Г 4 і 3

4. Выберы схему да задачы.

Сеня зрабіў 3

Толя — столькі ж

Колькі ўсяго зрабілі дзеці?

- А
- Б
- В
- Г

5. Выберы рашэнне задачы.

Было 6 . З'ехалі з гары 2 .

Колькі засталася?

- А $6 + 2 = 8$
- Б $6 - 1 = 5$
- В $6 - 2 = 4$
- Г $6 + 1 = 7$



Заданні і праекты

1. Знайдзі 2 аднолькавыя пірамідкі.



2. Таня запісала чатыры лікі. Сярод іх ёсць лікі 9 і 6, але няма ліку 7. Хто з дзяўчынак Таня?

1



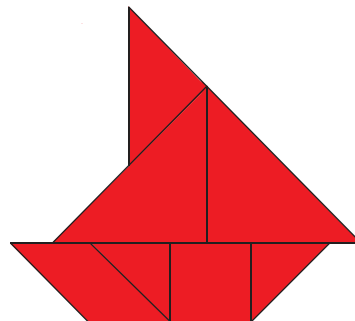
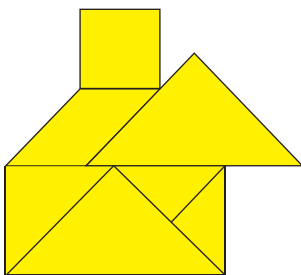

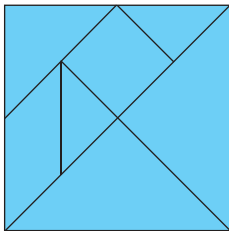
6 9 7 1

2



3 5 9 6

3.





Уроки 48–50

4. Разгледзьце табліцу.

1	Панядзелак	Пн.
2	Аўторак	Аўт.
3	Серада	Ср.
4	Чацвер	Чц.
5	Пятніца	Пт.
6	Субота	Сб.
7	Нядзеля	Ндз.

Колькі разоў на тыдзень Алесь і Яна займаюцца спортам?



Аўт. Футбол
Ср. Маляванне
Пт. Футбол
Сб. Футбол
Ндз. Маляванне



Пн. Музыка
Ср. Плаванне
Чц. Музыка
Пт. Плаванне
Ндз. Плаванне

5. На дзвюх талерках 7 пірожных. З адной талеркі пераклалі на другую 2 пірожныя. Колькі стала пірожных на дзвюх талерках?





6. Дзіма маладзейшы за Вову. Косця старэйшы за Паўла, але маладзейшы за Дзіму. Хто маладзейшы за ўсіх? Хто старэйшы за ўсіх?



7. Бяроза расце правей дуба. Ліпа — лявей асіны. Бяроза — лявей ліпы. У якім парадку растуць дрэвы?

8. Пастаў 3 крэслы каля 4 сцен пакоя так, каб каля кожнай сцяны стаяла па адным крэсле.



9. Колькі пар?




Алег

Таня



Валя

Лёша















Уроки 48–50

10. У таблиці показано, калі адзначаюць дні нараджэння Алесь, Яна і іх сябры.



Вясна	 Алег	 Даша	 Кастусь
Лета	 Марына	 Стась	 Рада
Зіма	 Вольга	 Міша	 Ян
Восень	 Андрэй	 Пеця	 Ніна



Ваня




Алесь



Юра



Галя



Яна



Ігар



Света



Каця

Складзіце такую табліцу для дзяцей у вашым класе.

(Назва і нумар установы агульнай сярэдняй адукацыі)

Навучальны год	Імя і прозвішча вучня	Стан вучэбнага дапаможніка пры атрыманні	Адзнака вучню за карыстанне вучэбным дапаможнікам
20 /			
20 /			
20 /			
20 /			

Вучэбнае выданне

Мураўёва Галіна Леанідаўна
Урбан Марыя Анатольеўна

МАТЭМАТЫКА

Вучэбны дапаможнік для 1 класа
ўстаноў агульнай сярэдняй адукацыі
з беларускай мовай навучання

У дзвюх частках

Частка 1

Нач. рэдакцыйна-выдавецкага аддзела *Г. І. Бандарэнка*

Рэдактар *Н. М. Мамчыц*

Мастакі *І. В. Лазерка, Н. А. Хромава, Ю. М. Галавейка*

Мастацкі рэдактар *Н. А. Хромава*

Камп'ютарная вёрстка *Ю. М. Галавейка*

Карэктары *К. В. Шобік, Д. Р. Лосік, С. С. Міхнёнак*

Падпісана да друку 23.04.2019. Фармат 70×100 1/16. Папера афсетная.

Друк афсетны. Ум. друк. арк. 8,43. Ул.-выд. арк. 8,0. Тыраж 16 000 экз. Заказ

Навукова-метадычная ўстанова «Нацыянальны інстытут адукацыі»

Міністэрства адукацыі Рэспублікі Беларусь. Пасведчанне аб дзяржаўнай рэгістрацыі

выдаўца, вытворцы, распаўсюджвальніка друкаваных выданняў

№ 1/263 ад 02.04.2014. Вул. Караля, 16, 220004, г. Мінск

ААТ «Паліграфкамбінат імя Я. Коласа». Пасведчанне аб дзяржаўнай рэгістрацыі

выдаўца, вытворцы, распаўсюджвальніка друкаваных выданняў № 2/3 ад 04.10.2013.

Вул. Каржанеўскага, 20, 220024, г. Мінск

Правообладатель Национальный институт образования

0 1 2 3 4 5 6 7 8 9

3		4		5		6		7		8		9	
1	2	1	3	1	4	1	5	1	6	1	7	1	8
2	1	2	2	2	3	2	4	2	5	2	6	2	7
		3	1	3	2	3	3	3	4	3	5	3	6
				4	1	4	2	4	3	4	4	4	5
						5	1	5	2	5	3	5	4
								6	1	6	2	6	3
										7	1	7	2
												8	1

ЗАДАЧА

Малюнак



Тэкст

Было 3 чырвоныя рыбки і 2 залатыя рыбки.
Колькі ўсяго рыбак?

Схема



Умова

Было 3 чырвоныя рыбки і 2 залатыя рыбки.

Пытанне

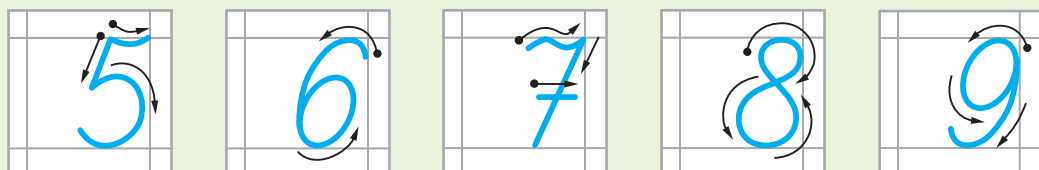
Колькі ўсяго рыбак?

Рашэнне

$3 + 2$

Адказ

5 рыбак.



$$5 + 2 = 7$$



$$5 - 2 = 3$$



$$2 + 3 = 5$$



$$4 - 1 = 3$$